



Club Health Assessment for District 2 T1 through October 2025

			Status	Membership						Reports				Finance	LCIF	
Club Number	Club Name	Charter Date	Times in Status Quo in Past 2 Years	Current Member Count **	YTD Members Added	YTD Members Dropped	YTD Net Growth% ***	Member Count 1 Year Ago	Dropped Members Avg.Length of Service	Months Since Membership Update	Current Officers Reported ****	Current President Repeated Term	VP Reported *****	Last Date Reported Service (mm/yyyy)	Account Balance	YTD Donations
Clubs less than two years old																
187034	Panhandle Sleigh Riders	07/14/2025	Active	25	25	0	100.00%	0		1	Y					
Clubs more than two years old																
627	ADRIAN	09/25/1958	Active	5	0	2	-28.57%	7	28	2	N	None				
140661	Amarillo Community	01/16/2020	Active	27	0	0	0.00%	27		13	N	None		09/2024		
628	AMARILLO DOWNTOWN	09/20/1919	Active	71	2	4	-2.74%	71	16	1	Y		N	10/2025	90+ Days	\$365.00
Exc Award (06/30/2018)																
148903	Amarillo El Barrio	12/01/2021	Active(1)	9	0	2	-18.18%	19	4	1	N	2	R	09/2025		
43701	AMARILLO LAKE TANGLEWOOD	04/19/1984	Active	44	0	2	-4.35%	45	5	2	Y		N	07/2024	90+ Days	\$670.00
Exc Award (06/30/2022, 06/30/2024)																
49791	AMARILLO LONESTAR	08/03/1989	Active	16	0	0	0.00%	16		7	Y		N	08/2019		\$80.00
629	AMARILLO NORTH	06/21/1954	Active	7	0	0	0.00%	9		10	N	None		04/2023		
149603	Amarillo River Falls	01/21/2022	Active	1	0	0	0.00%	13		9	N	None				
129083	Booker	10/25/2016	Active	16	0	0	0.00%	19		1	N					\$80.00
125262	Borger	06/24/2015	Active	9	0	0	0.00%	9		29	Y	5	R	06/2018		
639	CANADIAN	08/13/1948	Active	10	1	0	11.11%	8		2	Y	3	N	05/2023		
640	CANYON	05/02/1940	Active	235	11	6	2.17%	235	2	0	Y		N	10/2025	90+ Days	\$1,374.00
Exc Award (06/30/2022, 06/30/2023, 06/30/2024)																
643	CLARENDON	10/17/1922	Active	42	0	0	0.00%	38		7	Y			09/2022		\$40.00
Exc Award (06/30/2021, 06/30/2022)																
43971	DARROUZETT	06/06/1984	Active	22	4	0	22.22%	16		1	Y	2	N	06/2025		\$31.00
649	DIMMITT	04/22/1930	Active	17	0	1	-5.56%	17	24	1	N	None		01/2012		\$90.00
651	DUMAS NOON	08/27/1930	Active	224	30	21	4.19%	218	4	0	Y		N	12/2018	90+ Days	\$2,261.00
47218	FOLLETT	04/20/1987	Active	13	0	0	0.00%	14		10	Y	12	N	04/2024		
657	FRIONA NOON	04/25/1968	Active	20	0	0	0.00%	20		29	N	None		06/2018	90+ Days	
659	GROOM	04/24/1946	Active	21	0	0	0.00%	21		14	N	None		08/2024		
660	GRUVER	06/10/1954	Active	23	0	0	0.00%	22		8	N	None				\$115.00
664	HEDLEY	04/28/1942	Active	14	0	2	-12.50%	11	20	3	Y	7	N	05/2019		



Club Health Assessment for District 2 T1 through October 2025

INTERNATIONAL

			Status	Membership						Reports				Finance	LCIF	
Club Number	Club Name	Charter Date	Times in Status Quo in Past 2 Years	Current Member Count **	YTD Members Added	YTD Members Dropped	YTD Net Growth% ***	Member Count 1 Year Ago	Dropped Members Avg.Length of Service	Months Since Membership Update	Current Officers Reported ****	Current President Repeated Term	VP Reported *****	Last Date Reported Service (mm/yyyy)	Account Balance	YTD Donations
665	HEREFORD	09/28/1928	Active	75	4	3	1.35%	76	1	2	Y			06/2018	90+ Days	
675	MEMPHIS	05/04/1942	Active	17	2	0	13.33%	17		1	Y		N	05/2018		
681	PAMPA	04/22/1927	Active	28	5	1	16.67%	25	0	0	Y		N	12/2015		
683	PANHANDLE	09/08/1929	Active	10	0	0	0.00%	10		10	Y	3	N	09/2023		
142628	Panhandle Plains Kids Count	08/31/2020	Active	10	0	0	0.00%	23		0	Y					
684	PERRYTON	06/20/1928	Active	44	3	7	-8.33%	45	4	0	Y		N	09/2024		
688	QUITAQUE	04/12/1948	Active	14	0	0	0.00%	14		8	N	None				
696	STRATFORD	02/27/1946	Active	17	2	2	0.00%	18	2	1	N	None				
698	SUNRAY	04/16/1957	Active	28	0	1	-3.45%	29	6	0	Y		N	12/2022		
702	WELLINGTON	11/16/1970	Active	26	1	1	0.00%	29	1	2	Y		N	05/2025		
156363	West Plains	10/10/2023	Active	31	2	2	0.00%	34	2	1	Y		N	10/2025		\$130.00
703	WHEELER	06/25/1971	Active	15	0	0	0.00%	15		16	N	5		06/2019		
704	WHITE DEER	02/22/1946	Active	10	0	1	-9.09%	12	31	1	Y	2	R			\$55.00

Clubs Cancelled Previous Fiscal Year – Clubs Cancelled within last 12 months may be reinstated

Club Number	Club Name	Charter Date	Current Status*	Cancellation Date
635	AMARILLO TASCOSA	10/23/1968	Cancelled(6*)	06/29/2025

Current Total Clubs Count	YTD New Clubs Count	YTD Cancelled Clubs Count	YTD Net Club Gain	Current Total Members Count	YTD Add	YTD Drop	YTD Net Growth	YTD Net Growth %	Member Count 12 Months Ago	Average Member Count Per Club	% of Clubs with less than 20 members	% No Officer Report in 12 Months	% of Clubs with balance 90+ days	Number of Clubs in Status Quo	% Status Quo Clubs in Financial Suspension	Number of Cancelled Clubs	Average Cancelled Club Age	Members Lost Due to Cancellation	% of Clubs Cancelled for Non-Financial Reasons
35	1	0	1	1,196	92	58	34	2.93%	1,202	34	51%	11%	20%	0	0%	0	0	0	0%

* - P - Priority Club. Cancellation Reasons: 1-Objectives/conduct, 2-Non-active club, 5-Non-existing club, 6-Disbanding, 7-Merger, 8-Financial Suspension, 9-District/Multiple District Dues.

** Red denotes below 15 active members.

*** Red denotes 20% + loss.

**** Y - all 3 (President, Secretary, Treasurer) club officers reported, N - not all 3 reported.

***** Abbreviation: N-New, IP-Immediate Past, R-Repeat.




Club Health Assessment for District 2 T2 through October 2025

			Status	Membership						Reports				Finance		LCIF
Club Number	Club Name	Charter Date	Times in Status Quo in Past 2 Years	Current Member Count **	YTD Members Added	YTD Members Dropped	YTD Net Growth% ***	Member Count 1 Year Ago	Dropped Members Avg.Length of Service	Months Since Membership Update	Current Officers Reported ****	Current President Repeated Term	VP Reported *****	Last Date Reported Service (mm/yyyy)	Account Balance	YTD Donations
Clubs more than two years old																
128977	Brownfield Noon	10/04/2016	Active	38	3	2	2.70%	39	3	0	Y	3	N	10/2025		
	Exc Award (06/30/2024)															
713	COTTON CENTER	02/15/1960	Active	16	0	0	0.00%	16		14	N	None		08/2019		
714	CROSBYTON	01/25/1937	Active	27	0	0	0.00%	28		4	Y	2	R	06/2025		
716	EARTH	06/02/1947	Active	14	0	0	0.00%	15		5	Y			09/2025		
718	FLOYDADA	06/28/1946	Active	2	1	13	-85.71%	15	17	0	N	None		09/2015		
719	HALE CENTER	01/14/1946	Active	10	1	0	11.11%	10		1	N	None		11/2024		
134656	Idalou	04/30/2018	Active(2)	20	0	0	0.00%	20		14	N	None		03/2019		
722	JAYTON	11/02/1967	Active	22	0	0	0.00%	22		5	Y		N	05/2018		
727	LEVELLAND	11/14/1938	Active(2)	40	2	2	0.00%	40	5	3	N	None		09/2022	90+ Days	
34598	LEVELLAND EVENING	11/21/1977	Active	5	0	0	0.00%	6		9	N	None		07/2025		
730	LITTLEFIELD EARLY RISERS	07/23/1973	Active	15	0	0	0.00%	19		8	N	None		05/2019		
	Exc Award (06/30/2022)															
733	LORENZO	03/15/1945	Active	14	0	0	0.00%	14		14	N	None		04/2014		
734	LUBBOCK	07/29/1929	Active	219	6	16	-4.37%	231	8	0	Y		N	10/2025	90+ Days	\$745.00
	Exc Award (06/30/2016)															
735	LUBBOCK HUB	02/22/1954	Active	15	8	1	87.50%	8	0	1	Y		N	01/2022	90+ Days	
	Exc Award (06/30/2017)															
136443	Lubbock Llano	09/18/2018	Active	25	0	4	-13.79%	24	2	3	Y		N	10/2025		\$250.00
737	LUBBOCK REDBUD SQUARE	03/20/1969	Active	22	2	7	-18.52%	27	15	0	Y		N	10/2025		
740	LUBBOCK SOUTH PLAINS	03/02/1951	Active	52	2	3	-1.89%	48	10	0	Y		N	07/2025		\$181.00
	Exc Award (06/30/2023, 06/30/2025)															
741	MORTON	09/29/1938	Active(1)	22	0	0	0.00%	22		6	N	None		12/2023		
	Exc Award (06/30/2016)															
673	MOTLEY COUNTY	09/25/1928	Active(1)	15	0	0	0.00%	18		9	N	None		09/2014		
125444	Muleshoe	07/23/2015	Active(1)	7	0	0	0.00%	7		14	N	None		12/2019	90+ Days	
119406	OLTON	05/17/2013	Active	11	0	0	0.00%	11		14	N	None		10/2015	90+ Days	
748	PLAINVIEW	10/21/1929	Active	78	3	8	-6.02%	86	4	0	Y		N	10/2025	90+ Days	\$290.00
	Exc Award (06/30/2022)															



Club Health Assessment for District 2 T2 through October 2025

						Status				Membership				Reports				Finance		LCIF
Club Number	Club Name	Charter Date	Times in Status Quo in Past 2 Years			Current Member Count **	YTD Members Added	YTD Members Dropped	YTD Net Growth% ***	Member Count 1 Year Ago	Dropped Members Avg.Length of Service	Months Since Membership Update	Current Officers Reported ****	Current President Repeated Term	VP Reported *****	Last Date Reported Service (mm/yyyy)	Account Balance	YTD Donations		
33504	PLAINVIEW BREAKFAST	03/24/1977	Active			8	0	0	0.00%	8		12	Y		N	09/2024				
751	RALLS	03/06/1953	Active			10	0	0	0.00%	10		75	N	None						
752	ROBY	03/21/1941	Active			23	3	1	9.52%	16	5	1	Y		IP	10/2025				
Exc Award (06/30/2019, 06/30/2024)																				
753	ROPESVILLE	03/26/1953	Active(2)			46	0	0	0.00%	49		3	Y		N	09/2019	90+ Days			
754	ROTAN	07/08/1947	Active			2	0	0	0.00%	3		4	Y	8		07/2025				
756	SEMINOLE	07/10/1940	Active			22	0	1	-4.35%	26	1	3	Y		N	01/2025	90+ Days			
758	SHALLOWATER	03/30/1954	Active			36	0	0	0.00%	37		3	Y		N	10/2024				
759	SLATON	01/19/1960	Active			19	0	2	-9.52%	21	29	3	N	None						
760	SNYDER	08/19/1924	Active			62	0	0	0.00%	68		2	Y		N	10/2025		\$40.00		
769	WHITHARRAL	01/23/1958	Active			25	0	0	0.00%	26		8	N	None		01/2025				
61488	WOLFFORTH	02/08/1999	P- Active			2	0	0	0.00%	0		5	Y			10/2010	90+ Days			
Current Total Clubs Count	YTD New Clubs Count	YTD Cancelled Clubs Count	YTD Net Club Gain	Current Total Members Count	YTD Add	YTD Drop	YTD Net Growth	YTD Net Growth %	Member Count 12 Months Ago	Average Member Count Per Club	% of Clubs with less than 20 members	% No Officer Report in 12 Months	% of Clubs with balance 90+ days	Number of Clubs in Status Quo	% Status Quo Clubs in Financial Suspension	Number of Cancelled Clubs	Average Cancelled Club Age	Members Lost Due to Cancellation	% of Clubs Cancelled for Non-Financial Reasons	
33	0	0	0	944	31	60	-29	-2.98%	990	29	48%	33%	27%	0	0%	0	0	0	0%	

* - P - Priority Club. Cancellation Reasons: 1-Objectives/conduct, 2-Non-active club, 5-Non-existing club, 6-Disbanding, 7-Merger, 8-Financial Suspension, 9-District/Multiple District Dues.

** Red denotes below 15 active members.

*** Red denotes 20% + loss.

**** Y - all 3 (President, Secretary, Treasurer) club officers reported, N - not all 3 reported.

***** Abbreviation: N-New, IP-Immediate Past, R-Repeat.



Club Health Assessment for District 2 T3 through October 2025

			Status	Membership						Reports				Finance	LCIF	
Club Number	Club Name	Charter Date	Times in Status Quo in Past 2 Years	Current Member Count **	YTD Members Added	YTD Members Dropped	YTD Net Growth% ***	Member Count 1 Year Ago	Dropped Members Avg.Length of Service	Months Since Membership Update	Current Officers Reported ****	Current President Repeated Term	VP Reported *****	Last Date Reported Service (mm/yyyy)	Account Balance	YTD Donations
Clubs less than two years old																
190361	Canutillo Westside	09/26/2025	Newly Chartered	23	23	0	100.00%	0		0	Y					
157887	Clint Pecan Valley	05/17/2024	Active	14	3	1	16.67%	11	1	2	Y	3		01/2025	90+ Days	
157204	El Paso Desert Star	02/05/2024	Active	27	6	3	12.50%	24	6	0	Y		N	10/2025		\$20.00
Exc Award (06/30/2024)																
182434	El Paso Wild Animal Rescue	06/03/2025	Active	14	0	1	-6.67%	0	1	3	Y	2				
190054	Wink Loving	09/08/2025	Newly Chartered	20	20	0	100.00%	0		1	Y			10/2025		
Clubs more than two years old																
772	ALPINE	09/24/1941	Active	28	4	4	0.00%	31	18	0	Y		N	09/2025		
774	ANDREWS DOWNTOWN	10/14/1941	Active	43	0	0	0.00%	42		3	Y		N	08/2024		\$1,729.00
779	CRANE NOON	10/22/1940	Active	12	2	1	9.09%	11	4	1	Y		N	08/2025		
132327	El Paso Centennial	07/27/2017	Active	25	3	0	13.64%	29		0	Y	3	R	10/2025		\$1,550.00
Exc Award (06/30/2018, 06/30/2021)																
787	EL PASO DEL NORTE	11/16/1954	Active	14	0	1	-6.67%	17	8	3	Y	2		08/2025		
786	EL PASO DOWNTOWN	05/10/1923	Active	28	0	0	0.00%	27		3	Y			05/2025		\$1,000.00
Exc Award (06/30/2021, 06/30/2022)																
120555	El Paso Executive Women	10/14/2013	Active	58	7	4	5.45%	63	4	1	Y		N	10/2025		\$100.00
Exc Award (06/30/2021)																
789	EL PASO FIVE POINTS	02/16/1945	Active	55	5	9	-6.78%	59	9	0	Y		R	10/2025		\$1,100.00
Exc Award (06/30/2025)																
794	EL PASO MOUNTAIN	12/18/1973	Active	3	0	0	0.00%	3		5	Y	9	R	02/2016		\$15.00
796	EL PASO SUN CITY	09/27/1969	Active	8	2	0	33.33%	6		2	Y	3	R	08/2025		
788	EL PASO UNITED	10/29/1952	Active	11	1	0	10.00%	11		1	Y		R	11/2024		
778	EL PASO UPPER VALLEY	01/18/1956	Active	12	0	0	0.00%	12		6	Y	4	R	10/2025		
43447	FORT DAVIS	02/02/1984	Active	15	2	2	0.00%	12	1	2	Y	4	N	05/2025		
799	FORT STOCKTON	04/26/1928	Active	29	1	3	-6.45%	32	5	0	N	None	N	07/2024		
Exc Award (06/30/2023, 06/30/2024)																
122079	HEROES OF EL PASO	05/14/2014	Active	18	1	1	0.00%	17	1	1	Y	2	N	10/2025		\$450.00



Club Health Assessment for District 2 T3 through October 2025

						Status				Membership				Reports				Finance		LCIF
						Times in Status Quo in Past 2 Years	Current Member Count **	YTD Members Added	YTD Members Dropped	YTD Net Growth% ***	Member Count 1 Year Ago	Dropped Members Avg.Length of Service	Months Since Membership Update	Current Officers Reported ****	Current President Repeated Term	VP Reported *****	Last Date Reported Service (mm/yyyy)	Account Balance	YTD Donations	
Club Number	Club Name	Charter Date																		
Exc Award (06/30/2023)																				
98910	HORIZON CITY EASTLAKE	03/26/2007	Active(2)	1	0	0	0.00%	4		5	N	None		06/2019						
805	IRAAN	06/12/1934	Active	10	2	0	25.00%	8		0	Y	5		10/2025						
806	KERMIT DOWNTOWN	08/21/1936	Active(1)	10	0	0	0.00%	10		2	Y	2		09/2024	90+ Days					
131526	Marfa	06/22/2017	Active(3)	8	0	0	0.00%	8		29	N	None		09/2018	90+ Days					
811	MC CAMEY	03/14/1928	Active(1)	18	1	0	5.88%	19		0	Y		IP	08/2025						
813	MONAHANS	01/14/1942	Active	26	1	6	-16.13%	31	8	0	Y		N	10/2025			\$255.00			
Exc Award (06/30/2021)																				
48995	ODESSA ANTE MERIDIAN	11/09/1988	Active	9	0	0	0.00%	9		1	Y	13		02/2025						
814	ODESSA BASIN	02/03/1958	Active(1)	7	0	0	0.00%	7		23	N	None		02/2020						
815	ODESSA DOWNTOWN	01/20/1936	Active	75	7	4	4.17%	68	5	0	Y		N	10/2025			\$1,100.00			
Exc Award (06/30/2022, 06/30/2023, 06/30/2024)																				
146220	Odessa Falcon	06/17/2021	Active(1)	5	0	0	0.00%	5		16	N	None								
140613	Odessa Professionals	01/08/2020	Active(1)	14	0	0	0.00%	19		4	N	2		08/2025			\$1,000.00			
Exc Award (06/30/2022)																				
41442	ODESSA WESTSIDE	06/18/1982	Active	8	0	0	0.00%	8		45	N	None		06/2025						
821	PECOS DOWNTOWN	06/04/1928	Active	17	2	1	6.25%	17	3	1	Y		N	04/2017						
155827	Presidio del Norte	09/29/2023	Active(2)	19	0	0	0.00%	20		6	Y				90+ Days					
45862	SANDERSON	03/24/1986	Active	5	0	0	0.00%	8		5	Y	2		04/2019	90+ Days					
58112	VAN HORN	04/18/1996	Active(1)	11	0	0	0.00%	11		13	N	None		10/2023	90+ Days					
832	YSLETA	10/06/1941	Active	13	5	5	0.00%	17	2	1	N	None		01/2024	90+ Days					
Current Total Clubs Count	YTD New Clubs Count	YTD Cancelled Clubs Count	YTD Net Club Gain	Current Total Members Count	YTD Add	YTD Drop	YTD Net Growth	YTD Net Growth %	Member Count 12 Months Ago	Average Member Count Per Club	% of Clubs with less than 20 members	% No Officer Report in 12 Months	% of Clubs with balance 90+ days	Number of Clubs in Status Quo	% Status Quo Clubs in Financial Suspension	Number of Cancelled Clubs	Average Cancelled Club Age	Members Lost Due to Cancellation	% of Clubs Cancelled for Non-Financial Reasons	
37	2	0	2	713	98	46	52	7.87%	676	19	68%	11%	19%	0	0%	0	0	0	0%	



Club Health Assessment for District 2 T3 through October 2025

INTERNATIONAL

			Status	Membership					Reports				Finance	LCIF		
Club Number	Club Name	Charter Date	Times in Status Quo in Past 2 Years	Current Member Count **	YTD Members Added	YTD Members Dropped	YTD Net Growth% ***	Member Count 1 Year Ago	Dropped Members Avg.Length of Service	Months Since Membership Update	Current Officers Reported ****	Current President Repeated Term	VP Reported *****	Last Date Reported Service (mm/yyyy)	Account Balance	YTD Donations

* - P - Priority Club. Cancellation Reasons: 1-Objectives/conduct, 2-Non-active club, 5-Non-existing club, 6-Disbanding, 7-Merger, 8-Financial Suspension, 9-District/Multiple District Dues.
** Red denotes below 15 active members.
*** Red denotes 20% + loss.
**** Y - all 3 (President, Secretary, Treasurer) club officers reported, N - not all 3 reported.
***** Abbreviation: N-New, IP-Immediate Past, R-Repeat.




Club Health Assessment for District 2 E1 through October 2025

			Status	Membership						Reports				Finance	LCIF		
Club Number	Club Name	Charter Date	Times in Status Quo in Past 2 Years	Current Member Count **	YTD Members Added	YTD Members Dropped	YTD Net Growth% ***	Member Count 1 Year Ago	Dropped Members Avg.Length of Service	Months Since Membership Update	Current Officers Reported ****	Current President Repeated Term	VP Reported *****	Last Date Reported Service (mm/yyyy)	Account Balance	YTD Donations	
Clubs less than two years old																	
181475	McMurry University	04/15/2025	Active	21	0	0	0.00%	0		6	N	None					
Clubs more than two years old																	
834	ABILENE CACTUS	10/21/1952	Active	16	0	1	-5.88%	23	39	0	Y			07/2025	90+ Days		
	Exc Award (06/30/2021)																
836	ABILENE EVENING	03/26/1957	Active	7	0	1	-12.50%	8	4	0	Y			02/2025			
	Exc Award (06/30/2018, 06/30/2023)																
833	ABILENE FOUNDER	03/23/1917	Active	47	0	0	0.00%	39		4	Y	2	R	02/2025	90+ Days	\$40.00	
	Exc Award (06/30/2022, 06/30/2024, 06/30/2025)																
33003	ABILENE WYLIE	11/30/1976	Active	20	0	0	0.00%	20		55	Y	4		05/2021			
838	ALBANY	01/05/1953	Active	18	0	0	0.00%	19		3	N	None		06/2024		\$36.00	
	Exc Award (06/30/2021)																
839	ANSON	06/11/1925	Active	25	0	0	0.00%	29		5	Y		R	10/2024		\$50.00	
845	BOWIE	06/29/1928	Active	16	0	0	0.00%	18		5	Y		IP	10/2025		\$72.00	
	Exc Award (06/30/2022)																
846	BRECKENRIDGE	04/14/1921	Active(1)	16	0	0	0.00%	15		9	N	None		04/2021	90+ Days		
847	BRYSON	09/26/1946	Active	16	1	1	0.00%	16	3	1	Y	4	R	10/2023			
849	BURKBURNETT BOOMTOWN	10/23/1969	Active	24	0	2	-7.69%	25	5	2	Y		N	08/2019		\$52.00	
851	CHILLICOTHE	06/07/1928	Active	16	0	3	-15.79%	19	3	1	N	None		04/2021		\$38.00	
	Exc Award (06/30/2023)																
852	CISCO	03/24/1922	Active	9	0	0	0.00%	9		12	N	None		10/2019			
853	CLYDE	06/22/1950	Active(1)	4	0	0	0.00%	4		4	N	None		03/2021	90+ Days	\$6.00	
850	COMANCHE NOON	02/03/1971	Active(1)	19	1	0	5.56%	17		3	Y		IP	05/2021			
52082	DE LEON	10/11/1991	Active	17	1	0	6.25%	17		1	N	5	R	07/2019		\$32.00	
858	DUBLIN	11/28/1952	Active	13	0	0	0.00%	12		11	Y		IP	08/2019			
859	EASTLAND	07/07/1922	Active(1)	25	2	0	8.70%	20		3	Y		N	06/2025		\$46.00	
32779	EULA	10/22/1976	Active	9	0	0	0.00%	10		3	Y	3	R	08/2025		\$144.00	
43310	GRAFORD	01/11/1984	Active(1)	10	4	7	-23.08%	13	2	0	Y	2		11/2023		\$300.00	
	Exc Award (06/30/2025)																




Club Health Assessment for District 2 E1 through October 2025

			Status	Membership						Reports				Finance		LCIF
Club Number	Club Name	Charter Date	Times in Status Quo in Past 2 Years	Current Member Count **	YTD Members Added	YTD Members Dropped	YTD Net Growth% ***	Member Count 1 Year Ago	Dropped Members Avg.Length of Service	Months Since Membership Update	Current Officers Reported ****	Current President Repeated Term	VP Reported *****	Last Date Reported Service (mm/yyyy)	Account Balance	YTD Donations
863	GRAHAM	06/15/1928	Active	69	7	0	11.29%	66		0	Y		N	10/2025		\$60.00
	Exc Award (06/30/2022)															
864	GRAHAM EVENING	06/13/1969	Active	21	0	1	-4.55%	21	4	0	N	None		10/2025		\$94.00
	Exc Award (06/30/2021, 06/30/2022)															
865	HAMLIN	08/29/1929	Active	16	0	1	-5.88%	21	1	3	Y		N	01/2021		
866	HASKELL	03/22/1928	Active(1)	10	0	0	0.00%	10		12	Y	18	R	12/2019	90+ Days	
	Exc Award (06/30/2021)															
872	JACKSBORO	06/15/1928	Active	45	1	2	-2.17%	47	7	1	Y		N	10/2025		\$92.00
	Exc Award (06/30/2021)															
876	MERKEL	03/27/1928	Active(2)	8	0	0	0.00%	8		14	N	None		08/2019	90+ Days	
82598	MIDWESTERN STATE UNIVERSITY	06/21/2004	Active(1)	8	0	0	0.00%	8		22	N	None		08/2019	90+ Days	\$16.00
878	MINERAL WELLS EVENING	06/01/1967	Active(3)	5	0	0	0.00%	6		10	Y	16	R	08/2019	90+ Days	
877	MINERAL WELLS NOON	08/10/1931	Active	54	0	1	-1.82%	55	1	0	Y		N	09/2019		\$110.00
879	MUNDAY	02/12/1953	Active	20	0	0	0.00%	23		0	N		N	08/2019	90+ Days	
880	NOCONA	05/11/1948	Active	15	0	0	0.00%	14		5	Y		N	06/2023		\$30.00
881	OLNEY	05/11/1928	Active	8	0	1	-11.11%	9	21	1	Y	8		11/2019		\$18.00
885	RANGER	04/11/1922	Active	21	0	1	-4.55%	22	1	0	Y		N	10/2022		\$44.00
888	SEYMOUR	02/17/1937	Active	21	2	0	10.53%	19		0	Y	2	R	03/2020	90+ Days	
891	STEPHENVILLE	10/13/1922	Active	44	0	3	-6.38%	51	7	1	Y		N	10/2025		\$94.00
	Exc Award (06/30/2021, 06/30/2022, 06/30/2023)															
61810	STEPHENVILLE EVENING	04/19/1999	Active	38	0	0	0.00%	38		14	N	None		12/2019	90+ Days	
892	STRAWN	05/03/1949	Active	10	0	0	0.00%	10		7	Y	7		03/2025		
77858	TARLETON CAMPUS	11/25/2003	Active	8	0	0	0.00%	8		31	N	4		02/2021		
894	VERNON	10/17/1921	Active	84	5	0	6.33%	86		1	Y		N	06/2024		\$1,158.00
	Exc Award (06/30/2018, 06/30/2021, 06/30/2022)															
896	WICHITA FALLS FOUNDER	10/22/1921	Active	32	3	0	10.34%	31		0	Y		N	10/2025		
	Exc Award (06/30/2024)															
38846	WICHITA FALLS NORTH EAST	08/29/1980	Active	3	0	0	0.00%	3		51	Y	11		07/2019		\$6.00



Club Health Assessment for District 2 E1 through October 2025

<div>International Club of Presidents</div>						Status		Membership					Reports				Finance		LCIF
						Times in Status Quo in Past 2 Years	Current Member Count **	YTD Members Added	YTD Members Dropped	YTD Net Growth***	Member Count 1 Year Ago	Dropped Members Avg.Length of Service	Months Since Membership Update	Current Officers Reported ****	Current President Repeated Term	VP Reported *****	Last Date Reported Service (mm/yyyy)	Account Balance	YTD Donations
Club Number	Club Name		Charter Date																
Current Total Clubs Count	YTD New Clubs Count	YTD Cancelled Clubs Count	YTD Net Club Gain	Current Total Members Count	YTD Add	YTD Drop	YTD Net Growth	Member Count 12 Months Ago	Average Member Count Per Club	% of Clubs with less than 20 members	% No Officer Report in 12 Months	% of Clubs with balance 90+ days	Number of Clubs in Status Quo	% Status Quo Clubs in Financial Suspension	Number of Cancelled Clubs	Average Cancelled Club Age	Members Lost Due to Cancellation	% of Clubs Cancelled for Non-Financial Reasons	
41	0	0	0	888	27	25	2	0.23%	889	22	59%	12%	27%	0	0%	0	0	0	0%

* - P - Priority Club. Cancellation Reasons: 1-Objectives/conduct, 2-Non-active club, 5-Non-existing club, 6-Disbanding, 7-Merger, 8-Financial Suspension, 9-District/Multiple District Dues.

** Red denotes below 15 active members.

*** Red denotes 20% + loss.

**** Y - all 3 (President, Secretary, Treasurer) club officers reported, N - not all 3 reported.

***** Abbreviation: N-New, IP-Immediate Past, R-Repeat.



Club Health Assessment for District 2 E2 through October 2025

			Status	Membership						Reports				Finance	LCIF	
Club Number	Club Name	Charter Date	Times in Status Quo in Past 2 Years	Current Member Count **	YTD Members Added	YTD Members Dropped	YTD Net Growth% ***	Member Count 1 Year Ago	Dropped Members Avg.Length of Service	Months Since Membership Update	Current Officers Reported ****	Current President Repeated Term	VP Reported *****	Last Date Reported Service (mm/yyyy)	Account Balance	YTD Donations
Clubs less than two years old																
181320	DFW Blind and Persons with Disabilities	04/24/2025	Active	36	1	0	2.86%	0		0	Y	2	R	10/2025		
190496	HEB Professionals	10/13/2025	Newly Chartered	23	23	0	100.00%	0		0	Y		N			
181629	Mid-Cities Pacific Islanders	04/07/2025	Active	30	5	0	20.00%	0		2	Y	2	R	10/2025		
Clubs more than two years old																
899	ALEDO COMMUNITY L C	10/03/1968	Active	38	0	0	0.00%	36		1	Y	2	R	10/2025		
901	ALVARADO	09/26/1939	Active	22	1	0	4.76%	22		4	Y		N	06/2025		
117210	ARGYLE	06/19/2012	Active	17	2	1	6.25%	18	8	1	Y	2	R	09/2025	90+ Days	\$32.00
Exc Award (06/30/2021, 06/30/2022)																
904	ARLINGTON GREATER ARLINGTON	05/31/1957	Active	36	2	1	2.86%	35	1	1	Y	2	N	08/2025	90+ Days	\$350.00
63934	AZLE	01/23/2001	Active	26	4	2	8.33%	25	26	1	Y	2	N	09/2025		\$48.00
906	BENBROOK	01/14/1952	Active	18	1	3	-10.00%	19	3	0	Y	2	R	08/2024		\$40.00
Exc Award (06/30/2022, 06/30/2023)																
908	BRIDGEPORT	07/03/1928	Active	34	4	5	-2.86%	42	11	0	Y			10/2025		
Exc Award (06/30/2022)																
909	BURLESON	11/19/1945	Active	44	4	1	7.32%	55	18	1	Y	2	R	09/2025		
Exc Award (06/30/2023)																
911	CLEBURNE	10/20/1920	Active	52	0	1	-1.89%	52	11	0	Y		N	10/2025		\$50.00
41446	COLLEYVILLE	06/01/1982	Active	183	2	2	0.00%	199	10	0	Y		N	09/2025	90+ Days	\$6,366.00
Exc Award (06/30/2016, 06/30/2017, 06/30/2018, 06/30/2020, 06/30/2022, 06/30/2023, 06/30/2025)																
914	DECATUR TEXAS INC	01/14/1925	Active	60	10	3	13.21%	55	6	0	Y		N	10/2025		
916	DENTON	12/19/1928	Active	7	0	0	0.00%	9		5	N	None		07/2022		\$14.00
Exc Award (06/30/2022)																
154595	Denton - Robson Ranch	06/14/2023	Active	31	2	0	6.90%	32		2	Y		N	09/2025		
Exc Award (06/30/2024)																
917	DENTON HI NOON	02/14/1958	Active	7	0	0	0.00%	7		3	Y	4	N	08/2025		\$14.00
53212	DENTON TRIANGLE	06/02/1992	Active	14	0	1	-6.67%	16	11	1	Y	6	R	09/2025		\$30.00



Club Health Assessment for District 2 E2 through October 2025

			Status	Membership						Reports				Finance		LCIF
Club Number	Club Name	Charter Date	Times in Status Quo in Past 2 Years	Current Member Count **	YTD Members Added	YTD Members Dropped	YTD Net Growth% ***	Member Count 1 Year Ago	Dropped Members Avg.Length of Service	Months Since Membership Update	Current Officers Reported ****	Current President Repeated Term	VP Reported *****	Last Date Reported Service (mm/yyyy)	Account Balance	YTD Donations
34158	EVERMAN	06/26/1977	Active	12	0	0	0.00%	9		4	Y		N	10/2024	90+ Days	
131368	Flower Mound Irving Indian Centennial	06/16/2017	Active(1)	7	0	0	0.00%	7		4	Y	4	R	01/2025		
133115	Flower Mound New Century	11/21/2017	Active	30	1	4	-9.09%	29	4	0	Y	4	R	07/2025		
Exc Award (06/30/2018, 06/30/2023)																
919	FORT WORTH	09/26/1916	Active	20	0	1	-4.76%	22	54	0	Y		N	06/2025		\$40.00
Exc Award (06/30/2023, 06/30/2024)																
29613	FORT WORTH FOREST HILL	06/28/1974	Active	10	0	0	0.00%	10		18	N	None		02/2020	90+ Days	
940	FORT WORTH HANDLEY MEADOW BRK	11/08/1945	Active	10	0	2	-16.67%	12	21	3	N	None		05/2022		
926	FORT WORTH RIVERSIDE	04/24/1940	Active	19	3	0	18.75%	18		0	Y			07/2025		
934	GAINESVILLE	06/11/1948	Active	27	0	0	0.00%	31		4	Y		N	10/2025		\$32.00
Exc Award (06/30/2023)																
56900	GLEN ROSE	05/10/1995	Active	63	3	3	0.00%	77	11	0	Y		N	10/2025		\$126.00
Exc Award (06/30/2022, 06/30/2023)																
55965	GODLEY	07/05/1994	Active	33	5	1	13.79%	28	0	1	Y		N	09/2025		
Exc Award (06/30/2023)																
936	GRANBURY	02/09/1961	Active	21	2	8	-22.22%	22	3	0	Y		N	07/2025		
Exc Award (06/30/2022, 06/30/2023, 06/30/2024)																
57379	GRANDVIEW	09/28/1995	Active	27	0	0	0.00%	28		1	Y	3	N	10/2025		
Exc Award (06/30/2023)																
937	GRAPEVINE	11/26/1934	Active	24	0	0	0.00%	26		4	Y	5		06/2025		
Exc Award (06/30/2018, 06/30/2023, 06/30/2024)																
47082	HIGHLAND VILLAGE	03/27/1987	Active	20	0	0	0.00%	21		4	Y		IP	10/2025		\$40.00
Exc Award (06/30/2023)																
944	KELLER	02/24/1948	Active	75	9	0	13.64%	84		0	Y		N	03/2025		\$100.00
Exc Award (06/30/2023)																
55114	KRUM	12/10/1993	Active	25	1	1	0.00%	28	9	1	Y		N	05/2025		\$50.00
Exc Award (06/30/2023)																
131453	Mansfield Centennial	06/21/2017	Active	14	0	0	0.00%	9		7	Y	5	R	05/2023	90+ Days	
949	MCKINNEY	10/30/1920	Active	33	1	0	3.13%	35		0	Y			10/2025		
Exc Award (06/30/2023)																




Club Health Assessment for District 2 E2 through October 2025

			Status	Membership						Reports				Finance	LCIF	
Club Number	Club Name	Charter Date	Times in Status Quo in Past 2 Years	Current Member Count **	YTD Members Added	YTD Members Dropped	YTD Net Growth% ***	Member Count 1 Year Ago	Dropped Members Avg.Length of Service	Months Since Membership Update	Current Officers Reported ****	Current President Repeated Term	VP Reported *****	Last Date Reported Service (mm/yyyy)	Account Balance	YTD Donations
65340	MCKINNEY MORNING PRIDE	05/06/2002	Active	22	3	0	15.79%	24		2	N			09/2025		\$38.00
	Exc Award (06/30/2022)															
121532	Mid-Cities Family	03/11/2014	Active(1)	1	0	0	0.00%	2		5	N	None		04/2024		
923	NORTHEAST RICHLAND	03/07/1963	Active	103	13	2	11.96%	89	1	0	Y		N	10/2025		\$184.00
	Exc Award (06/30/2016, 06/30/2018, 06/30/2022)															
115575	NORTHEAST TARRANT	11/14/2011	Active	8	0	1	-11.11%	14	2	0	N		N	10/2025		
	Exc Award (06/30/2016)															
111356	NORTHWEST TARRANT	06/14/2011	Active	33	0	1	-2.94%	38	8	1	Y	2	N	10/2025		\$423.00
	Exc Award (06/30/2016, 06/30/2017, 06/30/2019, 06/30/2020, 06/30/2021, 06/30/2022, 06/30/2023, 06/30/2024)															
41290	PANTEGO	05/17/1982	Active	28	1	2	-3.45%	26	12	1	Y		R	10/2025		\$2,580.00
	Exc Award (06/30/2022, 06/30/2023)															
950	PRINCETON	07/01/1947	Active	18	0	0	0.00%	26		4	Y	4		06/2025		
925	RIVER OAKS	03/20/1948	Active	56	1	2	-1.75%	57	3	0	Y	10	N	10/2025	90+ Days	\$100.00
	Exc Award (06/30/2017, 06/30/2022)															
46569	SANGER	10/21/1986	Active	43	3	0	7.50%	35		1	Y	4	R	10/2025		
	Exc Award (06/30/2022, 06/30/2023)															
955	SHERMAN EVENING	04/23/1958	Active	21	0	0	0.00%	19		4	Y	2	R	05/2025		\$42.00
	Exc Award (06/30/2017, 06/30/2022)															
954	SHERMAN NOON	06/21/1928	Active	32	0	1	-3.03%	32	19	0	Y		N	10/2025		\$66.00
	Exc Award (06/30/2023)															
129744	Southlake Centennial	01/10/2017	Active	17	0	0	0.00%	16		2	Y	8	R	02/2025		
	Exc Award (06/30/2023)															
956	SPRINGTOWN	12/03/1959	Active	16	0	0	0.00%	20		4	Y		N	05/2025		
	Exc Award (06/30/2023)															
36540	THE COLONY	02/12/1979	Active	12	0	0	0.00%	11		4	Y			08/2025		\$24.00
958	WEATHERFORD EVENING	02/25/1969	Active	16	0	0	0.00%	17		4	Y		N	07/2024		\$32.00
	Exc Award (06/30/2022)															
957	WEATHERFORD NOON	12/13/1921	Active	96	0	0	0.00%	100		4	Y		N	06/2025		\$192.00
	Exc Award (06/30/2022, 06/30/2023)															
52132	WHITESBORO	11/01/1991	Active	11	0	0	0.00%	13		4	Y	7	R	08/2025		
	Exc Award (06/30/2023)															



Club Health Assessment for District 2 E2 through October 2025



Club Number	Club Name	Charter Date	Status	Membership					Reports				Finance	LCIF
			Times in Status Quo in Past 2 Years	Current Member Count **	YTD Members Added	YTD Members Dropped	YTD Net Growth% ***	Member Count 1 Year Ago	Dropped Members Avg.Length of Service	Months Since Membership Update	Current Officers Reported ****	Current President Repeated Term	VP Reported *****	Last Date Reported Service (mm/yyyy)

Clubs Cancelled Previous Fiscal Year – Clubs Cancelled within last 12 months may be reinstated

Club Number	Club Name	Charter Date	Current Status*	Cancellation Date
64733	CROWLEY	10/29/2001	Cancelled(6*)	06/29/2025
915	DENISON	06/01/1921	Cancelled(6*)	10/29/2024
952	SAGINAW	09/26/1957	Cancelled(6*)	06/29/2025

Current Total Clubs Count	YTD New Clubs Count	YTD Cancelled Clubs Count	YTD Net Club Gain	Current Total Members Count	YTD Add	YTD Drop	YTD Net Growth	YTD Net Growth %	Member Count 12 Months Ago	Average Member Count Per Club	% of Clubs with less than 20 members	% No Officer Report in 12 Months	% of Clubs with balance 90+ days	Number of Clubs in Status Quo	% Status Quo Clubs in Financial Suspension	Number of Cancelled Clubs	Average Cancelled Club Age	Members Lost Due to Cancellation	% of Clubs Cancelled for Non-Financial Reasons
53	1	0	1	1,681	107	49	58	3.57%	1,657	32	36%	4%	13%	0	0%	0	0	0	0%

* - P - Priority Club. Cancellation Reasons: 1-Objectives/conduct, 2-Non-active club, 5-Non-existing club, 6-Disbanding, 7-Merger, 8-Financial Suspension, 9-District/Multiple District Dues.

** Red denotes below 15 active members.

*** Red denotes 20% + loss.

**** Y - all 3 (President, Secretary, Treasurer) club officers reported, N - not all 3 reported.

***** Abbreviation: N-New, IP-Immediate Past, R-Repeat.



Club Health Assessment for District 2 X1 through October 2025

			Status	Membership						Reports				Finance	LCIF	
Club Number	Club Name	Charter Date	Times in Status Quo in Past 2 Years	Current Member Count **	YTD Members Added	YTD Members Dropped	YTD Net Growth% ***	Member Count 1 Year Ago	Dropped Members Avg.Length of Service	Months Since Membership Update	Current Officers Reported ****	Current President Repeated Term	VP Reported *****	Last Date Reported Service (mm/yyyy)	Account Balance	YTD Donations
Clubs less than two years old																
172757	Dallas Badhimalika	07/23/2024	Active	25	0	1	-3.85%	22	1	3	N	2		07/2024	90+ Days	
178345	Dallas Everest Women's	10/31/2024	Active	38	0	4	-9.52%	35	1	0	Y	2	N	10/2025		
185320	Dallas Gorkha	07/11/2025	Active	21	21	0	100.00%	0		3	Y		N		90+ Days	
176944	Dallas Himalayan Sports	09/06/2024	Active	32	0	0	0.00%	22		4	Y	2	R	10/2025		
179630	Dallas Himalayan Womens	12/30/2024	Active	39	0	0	0.00%	0		4	N	2		01/2025		
185167	Dallas Manakamana	07/11/2025	Active	23	23	0	100.00%	0		0	Y		N	07/2025		
181348	Dallas Multicultural	04/14/2025	Active	33	0	0	0.00%	0		4	Y	2		04/2025		
177618	DFW Cyber	09/10/2024	Active	63	8	0	14.55%	21		0	Y	2	R	10/2025	90+ Days	
156930	Grand Prairie Host Family	12/21/2023	Active	36	6	5	2.86%	41	2	0	Y		N	10/2025		\$20.00
Exc Award (06/30/2025)																
182966	Plano Corporate Cyber	06/20/2025	Active	54	1	0	1.89%	0		1	Y			07/2025		
Clubs more than two years old																
78425	ALLEN COMMUNITY	03/09/2004	Active	9	0	2	-18.18%	15	2	0	Y			10/2025		\$228.00
Exc Award (06/30/2024)																
962	BALCH SPRINGS	01/08/1969	Active	9	0	0	0.00%	9		16	N	None		07/2025		
42999	CARROLLTON EVENING	09/19/1983	Active	21	1	1	0.00%	21	31	0	Y		N	07/2025		\$2,060.00
Exc Award (06/30/2021)																
963	CARROLLTON HOST	10/18/1934	Active	28	0	0	0.00%	25		4	Y		N	10/2025	90+ Days	
42260	CEDAR HILL	02/10/1983	Active	23	1	2	-4.17%	23	16	1	Y		R	10/2024	90+ Days	
155901	Collin Athena Alliance	09/18/2023	Active	48	0	0	0.00%	46		3	Y		N	10/2025		\$400.00
967	COMMERCE	10/06/1925	Active	19	0	1	-5.00%	24	10	0	Y		R	10/2025		\$1,000.00
Exc Award (06/30/2021)																
42630	COPPELL	05/12/1983	Active	46	1	3	-4.17%	45	22	0	Y		N	10/2025		\$7,450.00
Exc Award (06/30/2016, 06/30/2017, 06/30/2018, 06/30/2019, 06/30/2021)																
43313	CRANDALL COMBINE	01/03/1984	Active	6	0	0	0.00%	7		4	Y	3	N	07/2024		
117832	DALLAS ACE	09/13/2012	Active	28	6	8	-6.67%	16	7	1	Y			08/2024	90+ Days	
141850	Dallas Bangladeshi	06/24/2020	Active	6	0	0	0.00%	12		4	N	2		07/2024	90+ Days	




Club Health Assessment for District 2 X1 through October 2025

			Status	Membership						Reports				Finance	LCIF	
Club Number	Club Name	Charter Date	Times in Status Quo in Past 2 Years	Current Member Count **	YTD Members Added	YTD Members Dropped	YTD Net Growth% ***	Member Count 1 Year Ago	Dropped Members Avg.Length of Service	Months Since Membership Update	Current Officers Reported ****	Current President Repeated Term	VP Reported *****	Last Date Reported Service (mm/yyyy)	Account Balance	YTD Donations
Exc Award (06/30/2021)																
147774	Dallas Buddha	08/10/2021	Active	31	2	17	-32.61%	43	2	2	Y		N	10/2025		\$20.00
987	DALLAS DALCLIFF-WYNNEWOOD	02/29/1952	Active	20	0	0	0.00%	19		5	Y		N	10/2024		
67639	DALLAS EVEREST	04/08/2003	Active	132	18	7	9.09%	122	6	0	N		N	10/2025		\$1,150.00
Exc Award (06/30/2017, 06/30/2021, 06/30/2022, 06/30/2023, 06/30/2024)																
45991	DALLAS FILIPINO	04/28/1986	Active	21	2	1	5.00%	24	30	2	Y		N	09/2025		
Exc Award (06/30/2016, 06/30/2017, 06/30/2018, 06/30/2020)																
969	DALLAS FOUNDER	09/15/1916	Active	76	4	0	5.56%	56		0	Y		N	10/2025		\$870.00
Exc Award (06/30/2023, 07/30/2017)																
129989	Dallas Frisco	02/14/2017	Active	12	0	0	0.00%	14		4	N	None	N	02/2025	90+ Days	
155166	Dallas Green	08/14/2023	Active	26	0	0	0.00%	24		4	Y		N	10/2025		
153516	Dallas Health	03/14/2023	Active	13	1	7	-31.58%	20	2	0	Y			09/2025		
Exc Award (06/30/2025)																
44410	DALLAS INDIAN	12/31/1984	Active	47	3	2	2.17%	44	1	2	Y		N	10/2025		\$100.00
Exc Award (06/30/2016, 06/30/2024)																
151835	Dallas Lumbini	08/31/2022	Active	26	0	0	0.00%	24		4	N	2		11/2024	90+ Days	
130010	Dallas North Indo Centennial	02/01/2017	Active	31	0	0	0.00%	31		7	N	None	N	05/2025		
980	DALLAS OAK CLIFF	04/01/1929	Active	97	3	0	3.19%	89		0	Y		N	08/2024		\$1,900.00
Exc Award (06/30/2022)																
982	DALLAS PARK CITIES	01/17/1929	Active	20	0	0	0.00%	19		1	Y		N	10/2025		
Exc Award (06/30/2021)																
143313	Dallas Pokhara	11/16/2020	Active	30	0	0	0.00%	30		6	Y	2	R	10/2025		
984	DALLAS SOUTH	06/22/1970	Active	8	0	0	0.00%	9		6	Y	5		04/2025	90+ Days	
Exc Award (06/30/2017)																
990	DALLAS TRINITY INDUSTRIAL	05/02/1951	Active	20	3	1	11.11%	16	1	0	Y	2	N	08/2024		\$1,150.00
Exc Award (06/30/2022, 06/30/2023, 06/30/2024, 06/30/2025)																
986	DALLAS WHITE ROCK	02/19/1951	Active	11	0	1	-8.33%	15	3	1	Y			09/2025		
90223	DALLAS WOMEN'S	11/23/2005	Active	3	0	0	0.00%	3		17	Y	4		07/2024	90+ Days	
Exc Award (06/30/2021)																



Club Health Assessment for District 2 X1 through October 2025

			Status	Membership					Reports				Finance	LCIF		
Club Number	Club Name	Charter Date	Times in Status Quo in Past 2 Years	Current Member Count **	YTD Members Added	YTD Members Dropped	YTD Net Growth% ***	Member Count 1 Year Ago	Dropped Members Avg.Length of Service	Months Since Membership Update	Current Officers Reported ****	Current President Repeated Term	VP Reported *****	Last Date Reported Service (mm/yyyy)	Account Balance	YTD Donations
993	DE SOTO	09/19/1949	Active	30	0	0	0.00%	26		0	Y		N	10/2025	90+ Days	
Exc Award (06/30/2017, 06/30/2022, 06/30/2024)																
995	DUNCANVILLE NOON	08/02/1971	Active	68	10	4	9.68%	59	9	1	Y			10/2025		
Exc Award (06/30/2018, 06/30/2025)																
996	ENNIS HOST	03/05/1921	Active	38	0	0	0.00%	51		5	Y	2		10/2024		
49668	FERRIS	06/30/1989	Active	6	1	0	20.00%	5		2	Y	4	R	08/2025		
Exc Award (06/30/2023)																
34931	FORNEY	01/17/1978	Active	25	1	2	-3.85%	31	12	2	Y			10/2025		
1001	GARLAND EVENING	09/04/1958	Active	6	0	0	0.00%	6		6	Y	2	R	10/2025		
Exc Award (06/30/2023)																
1003	GRAND PRAIRIE HOST	08/10/1942	Active	67	0	0	0.00%	81		2	Y		N	09/2025		\$1,020.00
Exc Award (06/30/2017, 06/30/2020, 06/30/2021, 06/30/2022, 06/30/2024)																
1005	GREENVILLE	07/02/1921	Active	21	0	1	-4.55%	24	51	0	Y		N	10/2025	90+ Days	
156033	Irving (DFW) Independent Campus	09/26/2023	Active	32	0	0	0.00%	29		4	Y		N	01/2025		
58413	IRVING DFW INDIAN	06/13/1996	Active	49	1	0	2.08%	52		3	Y		R	10/2025		
Exc Award (06/30/2017, 06/30/2018, 06/30/2019, 06/30/2020, 06/30/2023, 06/30/2024)																
134371	Irving Everest Centennial	04/18/2018	Active	63	6	2	6.78%	55	2	0	Y		N	10/2025		\$100.00
Exc Award (06/30/2021, 06/30/2023, 06/30/2024)																
1008	IRVING NOON DAY	07/31/1957	Active	24	0	0	0.00%	22		5	Y	8	N	04/2025	90+ Days	
Exc Award (06/30/2017, 06/30/2018)																
96739	ITALY	03/27/2006	Active	5	0	0	0.00%	6		5	Y	12	R	10/2025		\$100.00
Exc Award (06/30/2022)																
1011	KAUFMAN	07/17/1928	Active	109	6	6	0.00%	106	4	0	Y			10/2025		
Exc Award (06/30/2020, 06/30/2024)																
135184	Lancaster New Centennial	06/25/2018	Active	56	0	0	0.00%	52		4	Y		N	06/2025		
Exc Award (06/30/2024)																
1014	MABANK CEDAR CREEK AREA	02/12/1970	Active	31	3	1	6.90%	25	3	0	Y	5	N	10/2025		\$10,150.00
Exc Award (06/30/2021, 06/30/2023, 06/30/2024)																



Club Health Assessment for District 2 X1 through October 2025

			Status	Membership						Reports				Finance	LCIF	
Club Number	Club Name	Charter Date	Times in Status Quo in Past 2 Years	Current Member Count **	YTD Members Added	YTD Members Dropped	YTD Net Growth% ***	Member Count 1 Year Ago	Dropped Members Avg.Length of Service	Months Since Membership Update	Current Officers Reported ****	Current President Repeated Term	VP Reported *****	Last Date Reported Service (mm/yyyy)	Account Balance	YTD Donations
84344	MAYPEARL	10/19/2004	Active	24	0	4	-14.29%	29	2	1	N	4	R	10/2025		\$100.00
Exc Award (06/30/2023)																
1015	MESQUITE HOST	12/20/1939	Active	5	0	0	0.00%	8		4	Y	2		08/2025		
1017	MIDLOTHIAN	04/23/1946	Active	51	1	0	2.00%	50		0	Y		N	10/2025		\$100.00
Exc Award (06/30/2021, 06/30/2023, 06/30/2024, 06/30/2025)																
136456	Plano Collin Nepalese	10/18/2018	Active	60	0	0	0.00%	54		1	Y		N	09/2025		
33920	PLANO EARLY	05/23/1977	Active	38	2	2	0.00%	39	28	0	Y	2	R	10/2025		\$1,200.00
Exc Award (06/30/2021)																
62193	PLANO EVENING	06/28/1999	Active	2	0	0	0.00%	2		14	Y	9		11/2024		
1023	RED OAK	10/03/1949	Active	22	1	1	0.00%	18	3	0	Y	3	R	08/2025		90+ Days
Exc Award (06/30/2025)																
1024	RICHARDSON HOST	08/22/1957	Active	21	0	0	0.00%	21		5	Y	4	R	10/2025	90+ Days	
Exc Award (06/30/2021, 06/30/2023)																
111389	RICHARDSON MIDDAY	06/16/2011	Active	25	2	0	8.70%	23		0	Y	2	N	10/2025		
Exc Award (06/30/2017, 06/30/2018, 06/30/2020, 06/30/2021, 06/30/2023)																
1026	ROCKWALL	05/10/1951	Active	18	0	0	0.00%	18		18	N	2		11/2024		
1027	ROWLETT	04/04/1966	Active	18	1	0	5.88%	17		2	Y		N	10/2025	\$200.00	
101007	ROYSE CITY	01/24/2008	Cancelled(6*)	0	0	8	-100.00%	12	7	2	N	None		06/2025	90+ Days	
Exc Award (06/30/2017, 06/30/2018, 06/30/2021, 06/30/2024)																
37755	SACHSE	12/06/1979	Active	16	0	6	-27.27%	24	8	0	Y		R	10/2025	\$1,000.00	
Exc Award (06/30/2022, 06/30/2023, 06/30/2024)																
68650	SEAGOVILLE SUNSET	04/17/2003	Active	20	0	0	0.00%	20		17	Y	13		05/2025		
Exc Award (06/30/2017)																
1029	TERRELL	02/28/1921	Active	24	1	0	4.35%	31		0	Y		N	09/2025		
118089	UTD INFINITY	10/29/2012	Active	36	0	0	0.00%	12		4	N		N	10/2024	90+ Days	
1032	WAXAHACHIE	02/03/1925	Active	60	2	8	-9.09%	67	5	2	Y		N	09/2025	\$2,000.00	
103714	WYLIE EVENING	10/02/2008	Active	8	5	0	166.67%	8		0	Y			10/2025		
Exc Award (06/30/2023)																



Club Health Assessment for District 2 X1 through October 2025

INTERNATIONAL

						Status		Membership					Reports				Finance		LCIF
						Times in Status Quo in Past 2 Years		Current Member Count **	YTD Members Added	YTD Members Dropped	YTD Net Growth***	Member Count 1 Year Ago	Dropped Members Avg.Length of Service	Months Since Membership Update	Current Officers Reported ****	Current President Repeated Term	VP Reported *****	Last Date Reported Service (mm/yyyy)	Account Balance
Club Number	Club Name		Charter Date																
Current Total Clubs Count	YTD New Clubs Count	YTD Cancelled Clubs Count	YTD Net Club Gain	Current Total Members Count	YTD Add	YTD Drop	YTD Net Growth	YTD Net Growth %	Member Count 12 Months Ago	Average Member Count Per Club	% of Clubs with less than 20 members	% No Officer Report in 12 Months	% of Clubs with balance 90+ days	Number of Clubs in Status Quo	% Status Quo Clubs in Financial Suspension	Number of Cancelled Clubs	Average Cancelled Club Age	Members Lost Due to Cancellation	% of Clubs Cancelled for Non-Financial Reasons
72	2	1	1	2,309	147	108	39	1.72%	2,069	32	26%	1%	24%	0	0%	1	18	8	100%

* - P - Priority Club. Cancellation Reasons: 1-Objectives/conduct, 2-Non-active club, 5-Non-existing club, 6-Disbanding, 7-Merger, 8-Financial Suspension, 9-District/Multiple District Dues.

** Red denotes below 15 active members.

*** Red denotes 20% + loss.

**** Y - all 3 (President, Secretary, Treasurer) club officers reported, N - not all 3 reported.

***** Abbreviation: N-New, IP-Immediate Past, R-Repeat.



Club Health Assessment for District 2 X2 through October 2025

			Status	Membership						Reports				Finance	LCIF	
Club Number	Club Name	Charter Date	Times in Status Quo in Past 2 Years	Current Member Count **	YTD Members Added	YTD Members Dropped	YTD Net Growth% ***	Member Count 1 Year Ago	Dropped Members Avg.Length of Service	Months Since Membership Update	Current Officers Reported ****	Current President Repeated Term	VP Reported *****	Last Date Reported Service (mm/yyyy)	Account Balance	YTD Donations
Clubs less than two years old																
156611	Diana	11/13/2023	Active	12	3	0	33.33%	28		3	Y	2		02/2024		\$30.00
182364	Hughes Springs	05/21/2025	Active	26	2	0	8.33%	0		0	Y	2	N		90+ Days	\$30.00
190685	Longview Multi-Cultural	10/16/2025	Newly Chartered	22	22	0	100.00%	0		0	Y		N			
Clubs more than two years old																
1035	ATLANTA	05/30/1940	Active	89	26	10	21.92%	51	2	0	Y	5		07/2025		\$160.00
Exc Award (06/30/2023)																
154872	Avinger Area	06/20/2023	Active	20	0	5	-20.00%	21	3	0	Y		N	10/2025		\$30.00
126191	Big Sandy Area	11/17/2015	Active	32	1	2	-3.03%	35	4	1	Y		N	10/2025		\$30.00
Exc Award (06/30/2017, 06/30/2018, 06/30/2019, 06/30/2021, 06/30/2022, 06/30/2023)																
1039	BONHAM	08/14/1939	Active	12	1	0	9.09%	12		2	Y	3		03/2024		\$130.00
Exc Award (06/30/2021, 06/30/2024)																
1040	CANTON	02/26/1932	Active	81	1	2	-1.22%	87	1	1	Y		N	08/2025	90+ Days	\$202.75
1042	DAINGERFIELD	04/25/1944	Active	12	1	0	9.09%	12		3	Y	2	R	10/2023	90+ Days	\$52.00
1047	EMORY	05/14/1941	Active	12	1	0	9.09%	12		2	Y	14		10/2025		\$30.00
1048	GILMER	10/13/1953	Active	25	1	2	-3.85%	24	10	1	Y	2	R	10/2025		\$38.75
Exc Award (06/30/2022)																
1049	GLADEWATER	09/09/1931	Active	17	3	1	13.33%	15	2	1	Y		R	11/2024		\$30.00
1052	HALLSVILLE	04/05/1946	Active	36	2	0	5.88%	38		1	Y		N	09/2025		\$2,639.50
Exc Award (06/30/2021, 06/30/2022)																
1375	HENDERSON	01/09/1924	Active	48	2	0	4.35%	42		2	Y		N	08/2024		\$30.00
Exc Award (06/30/2024)																
1056	JEFFERSON	04/08/1946	Active	19	2	6	-17.39%	24	4	0	Y		N	10/2025		\$360.00
Exc Award (06/30/2022)																
1057	JUDSON	05/05/1955	Active	51	5	1	8.51%	46	56	2	Y		N	09/2025		\$600.00
Exc Award (06/30/2017, 06/30/2020, 06/30/2022, 06/30/2024)																
1059	KILGORE	04/09/1931	Active	55	3	0	5.77%	56		3	Y		N	10/2025		\$280.00



Club Health Assessment for District 2 X2 through October 2025

			Status	Membership						Reports				Finance	LCIF	
Club Number	Club Name	Charter Date	Times in Status Quo in Past 2 Years	Current Member Count **	YTD Members Added	YTD Members Dropped	YTD Net Growth% ***	Member Count 1 Year Ago	Dropped Members Avg.Length of Service	Months Since Membership Update	Current Officers Reported ****	Current President Repeated Term	VP Reported *****	Last Date Reported Service (mm/yyyy)	Account Balance	YTD Donations
1063	LINDEN	04/16/1946	Active	26	4	8	-13.33%	32	2	0	Y		N	06/2025		\$30.00
	Exc Award (06/30/2021, 06/30/2024)															
1064	LONGVIEW	05/18/1928	Active(1)	6	0	0	0.00%	15		3	Y			05/2025		\$30.00
	Exc Award (06/30/2017, 06/30/2020, 06/30/2021)															
1066	MARSHALL	04/05/1938	Active	54	4	2	3.85%	45	3	0	Y		N	10/2025		\$530.00
	Exc Award (06/30/2024, 06/30/2025)															
1070	MT PLEASANT	09/14/1948	Active	70	2	8	-7.89%	82	4	0	Y		N	10/2025		\$1,560.00
	Exc Award (06/30/2018, 06/30/2021, 06/30/2022, 06/30/2024)															
1073	NEW BOSTON	04/05/1940	Active	15	0	1	-6.25%	18	2	2	Y	14		11/2022		\$30.00
1074	NEW BOSTON EVENING	02/11/1965	Active(1)	10	0	0	0.00%	11		28	N	11		04/2022		\$30.00
95183	ORE CITY	02/02/2006	Active	33	8	0	32.00%	26		0	Y	3	N	10/2025		\$80.00
1076	PARIS FOUNDERS	05/08/1921	Active(2)	7	0	2	-22.22%	9	41	3	N	None		04/2018		\$30.00
1078	PITTSBURG	02/13/1954	Active	28	5	0	21.74%	21		0	Y		N	08/2025	90+ Days	\$84.75
	Exc Award (06/30/2023)															
33198	QUITMAN	01/24/1977	Active(1)	11	0	0	0.00%	13		6	N	24		05/2024	90+ Days	\$30.00
1081	SULPHUR SPRINGS	09/13/1937	Active	26	1	0	4.00%	23		0	Y		N	12/2023		\$130.00
1414	TATUM	04/09/1953	Active	23	0	0	0.00%	26		0	Y	2	R	05/2025		\$30.00
1084	TYLER	08/27/1931	Active	34	2	0	6.25%	39		1	Y			09/2025		\$230.00
	Exc Award (06/30/2021, 06/30/2022, 06/30/2023)															
98960	WASKOM	04/03/2007	Active	42	4	1	7.69%	41	1	0	Y		N	07/2025		\$1,666.75
	Exc Award (06/30/2024, 06/30/2025)															
1087	WHITE OAK	11/19/1953	Active	9	0	0	0.00%	6		9	Y	2	N	07/2024		\$30.00
1088	WINNSBORO	03/24/1949	Active	9	0	1	-10.00%	9	27	2	Y	7	R	10/2025		\$30.00
52008	YANTIS LAKE FORK	09/17/1991	Active	19	4	0	26.67%	15		3	Y	7		07/2025	90+ Days	\$30.00

Clubs Cancelled Previous Fiscal Year – Clubs Cancelled within last 12 months may be reinstated

Club Number	Club Name	Charter Date	Current Status*	Cancellation Date
1050	GRAND SALINE	10/16/1931	Cancelled(6*)	06/29/2025



Club Health Assessment for District 2 X2 through October 2025

						Status		Membership					Reports				Finance		LCIF	
						Times in Status Quo in Past 2 Years		Current Member Count **	YTD Members Added	YTD Members Dropped	YTD Net Growth***	Member Count 1 Year Ago	Dropped Members Avg.Length of Service	Months Since Membership Update	Current Officers Reported ****	Current President Repeated Term	VP Reported *****	Last Date Reported Service (mm/yyyy)	Account Balance	YTD Donations
Club Number	Club Name		Charter Date																	
Current Total Clubs Count	YTD New Clubs Count	YTD Cancelled Clubs Count	YTD Net Club Gain	Current Total Members Count	YTD Add	YTD Drop	YTD Net Growth	Member Count 12 Months Ago	Average Member Count Per Club	% of Clubs with less than 20 members	% No Officer Report in 12 Months	% of Clubs with balance 90+ days	Number of Clubs in Status Quo	% Status Quo Clubs in Financial Suspension	Number of Cancelled Clubs	Average Cancelled Club Age	Members Lost Due to Cancellation	% of Clubs Cancelled for Non-Financial Reasons		
34	1	0	1	991	110	52	58	6.22%	934	29	41%	0%	18%	0	0%	0	0	0	0%	

* - P - Priority Club. Cancellation Reasons: 1-Objectives/conduct, 2-Non-active club, 5-Non-existing club, 6-Disbanding, 7-Merger, 8-Financial Suspension, 9-District/Multiple District Dues.

** Red denotes below 15 active members.

*** Red denotes 20% + loss.

**** Y - all 3 (President, Secretary, Treasurer) club officers reported, N - not all 3 reported.

***** Abbreviation: N-New, IP-Immediate Past, R-Repeat.



Club Health Assessment for District 2 X3 through October 2025

			Status	Membership						Reports				Finance	LCIF	
Club Number	Club Name	Charter Date	Times in Status Quo in Past 2 Years	Current Member Count **	YTD Members Added	YTD Members Dropped	YTD Net Growth% ***	Member Count 1 Year Ago	Dropped Members Avg.Length of Service	Months Since Membership Update	Current Officers Reported ****	Current President Repeated Term	VP Reported *****	Last Date Reported Service (mm/yyyy)	Account Balance	YTD Donations
Clubs less than two years old																
179433	Bellmead-Lacy Lakeview	11/06/2024	Active	15	1	0	7.14%	0		1	Y		N	10/2025		\$1,000.00
182205	Hico Area	05/14/2025	Active	20	0	1	-4.76%	0	0	1	Y	2			90+ Days	
180771	Hill County Lake Whitney	02/06/2025	Active	18	3	3	0.00%	0	1	0	Y		IP	10/2025		
187483	Houston	07/23/2025	Active	14	20	6	100.00%	0	0	0	Y			08/2025	90+ Days	
Clubs more than two years old																
1092	BELTON	04/15/1938	Active	44	8	0	22.22%	36		0	Y		N	10/2025		\$72.00
Exc Award (06/30/2023, 06/30/2024)																
1094	BLOOMING GROVE	09/26/1949	Active	13	3	0	30.00%	10		0	Y	3	R	09/2025	90+ Days	
52053	BUFFALO	10/04/1991	Active	19	1	1	0.00%	20	1	2	Y	2	N	08/2025		\$38.00
Exc Award (06/30/2023)																
1099	CLIFTON	03/14/1929	Active	48	0	4	-7.69%	50	5	0	Y		N	12/2024		\$104.00
Exc Award (06/30/2021, 06/30/2023)																
1101	COPPERAS COVE	01/28/1946	Active	11	0	0	0.00%	15		4	Y	3	N	10/2023		\$50.00
Exc Award (06/30/2024)																
1102	CORSICANA	07/03/1918	Active	33	2	3	-2.94%	34	12	1	Y		N	05/2025		
1104	CROCKETT	08/22/1923	Active	49	8	2	13.95%	37	28	0	Y		N	09/2025		
1105	DAWSON	05/10/1940	Active(3)	16	0	0	0.00%	16		15	N	None		02/2020	90+ Days	
1108	FAIRFIELD	05/02/1953	Active	18	0	0	0.00%	18		4	Y		R	06/2019		
1110	GATESVILLE	04/11/1935	Active	52	3	2	1.96%	55	7	0	Y		N	08/2025		
Exc Award (06/30/2021)																
48525	GRAPELAND NOON	05/10/1988	Active	41	1	2	-2.38%	54	3	0	Y		N	07/2025		\$84.00
Exc Award (06/30/2019, 06/30/2024)																
141406	Greater Athens Area	04/09/2020	Active	10	1	0	11.11%	9		1	Y			10/2025		\$18.00
1112	GROESBECK	08/23/1923	Active	41	3	0	7.89%	49		0	Y		R	08/2024		\$76.00
Exc Award (06/30/2016)																
1113	HAMILTON	01/26/1943	Active	37	3	1	5.71%	34	3	0	Y		N	11/2024		\$70.00
103994	HARKER HEIGHTS	11/19/2008	Active	11	1	0	10.00%	15		0	Y		N	10/2025		\$20.00
Exc Award (06/30/2022, 06/30/2024)																



Club Health Assessment for District 2 X3 through October 2025

			Status	Membership						Reports				Finance	LCIF	
Club Number	Club Name	Charter Date	Times in Status Quo in Past 2 Years	Current Member Count **	YTD Members Added	YTD Members Dropped	YTD Net Growth% ***	Member Count 1 Year Ago	Dropped Members Avg.Length of Service	Months Since Membership Update	Current Officers Reported ****	Current President Repeated Term	VP Reported *****	Last Date Reported Service (mm/yyyy)	Account Balance	YTD Donations
40844	HEWITT	02/08/1982	Active(1)	18	0	0	0.00%	20		2	Y		N	10/2025		\$40.00
	Exc Award (06/30/2018)															
156068	Hill County Evening	09/28/2023	Active	15	0	0	0.00%	20		4	Y	3	N	07/2024		
1114	HILLSBORO	11/21/1921	Active	50	5	5	0.00%	53	3	0	Y		N	09/2025		\$100.00
	Exc Award (06/30/2018, 06/30/2022)															
1115	HUBBARD	03/28/1929	Active	19	4	3	5.56%	18	14	0	Y	12	R	06/2025		\$36.00
1118	KENNARD	06/18/1973	Active	9	0	0	0.00%	9		12	Y		N	02/2020		\$18.00
1120	KILLEEN EVENING	11/11/1964	Active	21	2	0	10.53%	19		0	N		N	10/2025		\$192.00
	Exc Award (06/30/2016, 06/30/2018, 06/30/2019, 06/30/2021)															
121362	Killeen Ladies	02/11/2014	Active	5	0	0	0.00%	5		13	Y	3		12/2024	90+ Days	\$10.00
1119	KILLEEN NOON	05/24/1950	Active	55	1	1	0.00%	51	0	2	Y		N	09/2025		\$140.00
49757	KOSSE	07/05/1989	Active	15	0	0	0.00%	18		5	N			06/2024		\$30.00
77837	LAMPASAS	11/28/2003	Active	10	0	0	0.00%	14		4	N	None		07/2024		\$20.00
1122	LOMETA	03/16/1945	Active(1)	15	0	0	0.00%	19		4	Y		N	12/2019		
1126	MARLIN	05/10/1935	Active(2)	15	0	0	0.00%	15		14	N	None		07/2021	90+ Days	
155967	Mart Area	09/07/2023	Active	11	0	1	-8.33%	15	2	0	Y		N	12/2024		\$24.00
1128	MC GREGOR	05/22/1952	Active	19	0	0	0.00%	22		4	Y		N	02/2024		
153113	McLennan County Lake Waco	12/12/2022	Active(4)	16	0	0	0.00%	16		0	N	None		05/2025	90+ Days	\$1,000.00
	Exc Award (06/30/2025)															
1129	MERIDIAN	06/04/1956	Active	8	1	0	14.29%	8		3	Y	3		12/2024		\$14.00
1130	MEXIA	11/05/1921	Active	22	3	0	15.79%	21		2	Y		N	08/2025		\$2,000.00
134337	Nolanville Lions Clubs	04/30/2018	Active	18	0	0	0.00%	20		3	N	None		06/2024		
1132	OGLESBY	11/10/1949	Active(1)	32	2	1	3.23%	30	1	0	Y		N	08/2018		
1133	PALESTINE	07/06/1923	Active	33	0	4	-10.81%	39	2	1	Y	2	R	10/2025		\$134.00
1134	PALESTINE EVENING	10/24/1968	Active	8	0	0	0.00%	8		4	N	None		01/2015		
134105	Piney Woods	03/19/2018	Active	32	0	0	0.00%	28		3	Y		N	10/2025		
1135	RIESEL	03/11/1947	Active(1)	20	1	4	-13.04%	24	14	0	N	None		09/2024	90+ Days	
1136	ROBINSON	06/16/1964	Active	5	0	0	0.00%	5		12	N	None		10/2024		
122293	Robinson Area	05/27/2014	Active	22	3	0	15.79%	25		1	Y		N	10/2025		\$293.00



Club Health Assessment for District 2 X3 through October 2025

						Status				Membership					Reports				Finance		LCIF
						Times in Status Quo in Past 2 Years	Current Member Count **	YTD Members Added	YTD Members Dropped	YTD Net Growth***	Member Count 1 Year Ago	Dropped Members Avg.Length of Service	Months Since Membership Update	Current Officers Reported ****	Current President Repeated Term	VP Reported *****	Last Date Reported Service (mm/yyyy)	Account Balance	YTD Donations		
Club Number	Club Name	Charter Date																			
Exc Award (06/30/2016, 06/30/2022, 06/30/2023, 06/30/2024, 06/30/2025)																					
123172	Rosebud-Lott Area	09/22/2014	Active	10	0	0	0.00%	11		4	Y	10	R	10/2025		\$20.00					
30547	SALADO	04/11/1975	Active	58	9	9	0.00%	60	11	0	Y		N	05/2025		\$116.00					
53343	TEMPLE BREAKFAST	06/23/1992	Active	25	1	0	4.17%	29		3	Y	3	R	10/2025		\$56.00					
1138	TEMPLE FOUNDER	06/21/1917	Active	114	0	1	-0.87%	117	7	0	Y		N	06/2025	90+ Days	\$230.00					
Exc Award (06/30/2022)																					
124895	Temple-Belton Ladies	05/19/2015	Active	11	0	0	0.00%	16		3	Y		R	05/2025		\$1,000.00					
Exc Award (06/30/2020, 06/30/2021, 06/30/2022, 06/30/2024)																					
41952	VALLEY MILLS	11/15/1982	Active	14	0	0	0.00%	14		19	N	None		09/2024							
1141	WACO FOUNDER, INC.	07/19/1916	Active	64	2	3	-1.54%	68	11	0	Y		N	10/2025	90+ Days	\$230.00					
120955	Waco Women's	12/13/2013	Active	17	0	1	-5.56%	18	1	1	Y			10/2025		\$636.00					
Exc Award (06/30/2016, 06/30/2023)																					
1145	WHITNEY	06/29/1931	Active(2)	18	0	1	-5.26%	27	10	8	Y		N	10/2024							
Current Total Clubs Count	YTD New Clubs Count	YTD Cancelled Clubs Count	YTD Net Club Gain	Current Total Members Count	YTD Add	YTD Drop	YTD Net Growth	YTD Net Growth %	Member Count 12 Months Ago	Average Member Count Per Club	% of Clubs with less than 20 members	% No Officer Report in 12 Months	% of Clubs with balance 90+ days	Number of Clubs in Status Quo	% Status Quo Clubs in Financial Suspension	Number of Cancelled Clubs	Average Cancelled Club Age	Members Lost Due to Cancellation	% of Clubs Cancelled for Non-Financial Reasons		
53	1	0	1	1,334	92	59	33	2.54%	1,334	25	58%	13%	19%	0	0%	0	0	0	0%		

* - P - Priority Club. Cancellation Reasons: 1-Objectives/conduct, 2-Non-active club, 5-Non-existing club, 6-Disbanding, 7-Merger, 8-Financial Suspension, 9-District/Multiple District Dues.

** Red denotes below 15 active members.

*** Red denotes 20% + loss.

**** Y - all 3 (President, Secretary, Treasurer) club officers reported, N - not all 3 reported.

***** Abbreviation: N-New, IP-Immediate Past, R-Repeat.




Club Health Assessment for District 2 A1 through October 2025

			Status	Membership						Reports				Finance	LCIF	
Club Number	Club Name	Charter Date	Times in Status Quo in Past 2 Years	Current Member Count **	YTD Members Added	YTD Members Dropped	YTD Net Growth% ***	Member Count 1 Year Ago	Dropped Members Avg.Length of Service	Months Since Membership Update	Current Officers Reported ****	Current President Repeated Term	VP Reported *****	Last Date Reported Service (mm/yyyy)	Account Balance	YTD Donations
Clubs more than two years old																
1147	BALLINGER	08/16/1928	Active	38	2	4	-5.00%	36	5	0	Y		N	09/2025		
Exc Award (06/30/2025)																
31849	BALLINGER BREAKFAST	03/24/1976	Active	7	1	0	16.67%	6		3	Y	19	N	10/2025		
130483	Big Spring Centennial	03/17/2017	Active	6	1	4	-33.33%	9	7	0	N	2	R	01/2025		
33071	BLANKET	12/21/1976	Active	10	0	0	0.00%	10		19	N	13		06/2019		
1154	BRONTE EVENING	05/19/1966	Active	8	0	0	0.00%	8		16	N	7		10/2018		
1157	COAHOMA	09/28/1955	Active	19	0	1	-5.00%	20	1	2	Y	10		02/2019		
1159	COLEMAN EVENING	03/19/1968	Active	23	4	0	21.05%	24		2	Y	2	N	09/2025		
1160	COLORADO CITY	07/17/1922	Active	31	2	1	3.33%	31	1	1	Y		N	10/2025		\$40.00
Exc Award (06/30/2024)																
1164	ELDORADO	05/18/1928	Active	12	1	1	0.00%	12	21	3	Y	2	R	05/2024		
32189	GARDEN CITY	05/11/1976	Active	9	0	0	0.00%	12		7	N	4			90+ Days	
1165	GOLDTHWAITE	05/13/1929	Active	14	0	0	0.00%	14		12	N	None		11/2023		
1167	JUNCTION	01/25/1945	Active	10	0	0	0.00%	12		4	Y	2		06/2025		
1169	KINGSLAND	01/19/1961	Active	47	0	1	-2.08%	52	13	0	Y		N	10/2025		
1170	LLANO	04/01/1935	Active	44	0	2	-4.35%	52	1	2	Y		N	06/2019		
1173	MASON	02/10/1942	Active	50	2	7	-9.09%	58	5	1	Y	2	N	04/2019		\$1,000.00
41655	MERTZON IRION COUNTY	06/29/1982	Active	13	1	0	8.33%	11		3	N				90+ Days	
1175	MIDLAND DOWNTOWN	04/09/1928	Active	26	0	0	0.00%	31		7	N	None		03/2025		
42512	MIDLAND NORTHSIDE	04/26/1983	Active	20	0	0	0.00%	18		0	Y		N	10/2025		\$100.00
1180	MIDLAND TALL CITY	11/30/1971	Active	10	2	0	25.00%	10		0	Y			10/2024		
1181	MIDLAND WEST SIDE	12/10/1953	Active	46	1	0	2.22%	49		3	Y		N	10/2025		\$2,590.00
Exc Award (06/30/2018, 06/30/2021, 06/30/2023, 06/30/2024)																
1182	MILES	10/15/1948	Active	16	1	1	0.00%	17	46	2	Y		R			
1188	REAGAN COUNTY	06/23/1941	Active	17	0	0	0.00%	17		26	N				90+ Days	
1190	ROWENA	10/28/1948	Active	24	3	2	4.35%	23	30	0	Y	4				
52945	SAN ANGELO CONCHO PEARL	04/23/1992	Active	33	1	0	3.13%	31		2	Y		N	09/2025		\$66.00



Club Health Assessment for District 2 A1 through October 2025

			Status	Membership						Reports				Finance	LCIF		
Club Number	Club Name	Charter Date	Times in Status Quo in Past 2 Years	Current Member Count **	YTD Members Added	YTD Members Dropped	YTD Net Growth% ***	Member Count 1 Year Ago	Dropped Members Avg.Length of Service	Months Since Membership Update	Current Officers Reported ****	Current President Repeated Term	VP Reported *****	Last Date Reported Service (mm/yyyy)	Account Balance	YTD Donations	
Exc Award (06/30/2018, 06/30/2023)																	
1191	SAN ANGELO DOWNTOWN	09/06/1923	Active	75	5	3	2.74%	87	15	0	Y		N	12/2024	90+ Days	\$202.00	
Exc Award (06/30/2023)																	
1192	SAN ANGELO EAST ANGELO	01/06/1958	Active	84	5	0	6.33%	89		0	Y		N	06/2024			
Exc Award (06/30/2023)																	
119252	SAN ANGELO LADY LIONS	04/29/2013	Active	24	4	0	20.00%	20		0	Y		N	09/2025			
Exc Award (06/30/2018)																	
133959	San Angelo Lighthouse	03/07/2018	Active(1)	16	0	0	0.00%	16		12	Y			04/2019			
1195	SAN ANGELO SOUTHSIDE	01/29/1960	Active	18	0	0	0.00%	18		12	Y	5	R	04/2019			
1202	SONORA	05/09/1928	Active	29	0	3	-9.38%	30	27	1	Y		N				
1205	STERLING CITY	03/28/1929	Active(1)	10	0	0	0.00%	10		10	Y	5		10/2014			
1206	SWEETWATER	09/16/1929	Active	58	0	1	-1.69%	58	6	3	N	None		09/2025			
1210	WINTERS	05/23/1924	Active	10	1	1	0.00%	11	4	3	Y	3		05/2024	90+ Days		

Clubs Cancelled Previous Fiscal Year – Clubs Cancelled within last 12 months may be reinstated

Club Number	Club Name	Charter Date	Current Status*	Cancellation Date
1148	BANGS	12/04/1944	Cancelled(8*)	12/30/2024
104952	CONCHO COUNTY	03/10/2009	Cancelled(8*)	06/29/2025
39022	LAKE BROWNWOOD L C	11/17/1980	Cancelled(6*)	11/30/2024
125959	Roscoe	10/13/2015	Cancelled(6*)	11/30/2024
1194	SAN ANGELO NORTH BY NORTHWEST	06/30/1972	Cancelled(6*)	12/30/2024

Current Total Clubs Count	YTD New Clubs Count	YTD Cancelled Clubs Count	YTD Net Club Gain	Current Total Members Count	YTD Add	YTD Drop	YTD Net Growth	YTD Net Growth %	Member Count 12 Months Ago	Average Member Count Per Club	% of Clubs with less than 20 members	% No Officer Report in 12 Months	% of Clubs with balance 90+ days	Number of Clubs in Status Quo	% Status Quo Clubs in Financial Suspension	Number of Cancelled Clubs	Average Cancelled Club Age	Members Lost Due to Cancellation	% of Clubs Cancelled for Non-Financial Reasons
33	0	0	0	857	37	32	5	0.59%	902	26	52%	3%	15%	0	0%	0	0	0	0%

* - P - Priority Club. Cancellation Reasons: 1-Objectives/conduct, 2-Non-active club, 5-Non-existing club, 6-Disbanding, 7-Merger, 8-Financial Suspension, 9-District/Multiple District Dues.

** Red denotes below 15 active members.

*** Red denotes 20% + loss.

**** Y - all 3 (President, Secretary, Treasurer) club officers reported, N - not all 3 reported.

***** Abbreviation: N-New, IP-Immediate Past, R-Repeat.




Club Health Assessment for District 2 A2 through October 2025

			Status	Membership						Reports				Finance	LCIF	
Club Number	Club Name	Charter Date	Times in Status Quo in Past 2 Years	Current Member Count **	YTD Members Added	YTD Members Dropped	YTD Net Growth% ***	Member Count 1 Year Ago	Dropped Members Avg.Length of Service	Months Since Membership Update	Current Officers Reported ****	Current President Repeated Term	VP Reported *****	Last Date Reported Service (mm/yyyy)	Account Balance	YTD Donations
Clubs less than two years old																
157446	Del Rio Amistad	04/04/2024	Active	22	1	1	0.00%	27	1	2	Y	2	N	09/2024		
171394	Del Rio Lady Educators	05/21/2024	Active	35	0	4	-10.26%	50	1	0	Y	3	R	09/2025		
179000	San Antonio Autism	10/04/2024	Active	28	2	1	3.70%	22	1	2	Y	2	R	06/2025		
Clubs more than two years old																
134554	Bandera	05/10/2018	Active	17	1	0	6.25%	18		2	Y	2	R	10/2025		
41774	BEXAR CNTY CHINA GROVE AREA	08/11/1982	Active	27	0	0	0.00%	27		0	Y	8	R	08/2025	90+ Days	
124884	Boerne	05/21/2015	Active	8	1	0	14.29%	7		2	Y	10	R	07/2023		
1215	BRUNI	03/24/1950	Active	19	0	0	0.00%	19		14	Y	4		04/2023	90+ Days	
1216	CARRIZO SPRINGS	03/07/1940	Active	6	1	2	-14.29%	7	32	1	Y	10	R	11/2014		
120433	Castroville	09/27/2013	Active(1)	1	0	0	0.00%	1		23	N	4				
1218	CENTER POINT	04/14/1949	Active	18	0	0	0.00%	20		3	Y	2	N	05/2023		
1219	COMFORT	10/06/1949	Active	13	0	2	-13.33%	15	59	3	Y	2	N	04/2023		
Exc Award (06/30/2018)																
1223	CONVERSE	03/11/1949	Active	24	1	0	4.35%	21		2	Y			12/2024	90+ Days	
1222	CRYSTAL CITY	03/05/1951	Active	12	0	0	0.00%	12		14	Y	11	R	06/2017	90+ Days	
1224	DEL RIO HOST	03/05/1928	Active	57	0	1	-1.72%	58	6	0	Y		N	09/2025		
Exc Award (06/30/2017)																
1225	DEL RIO SAN FELIPE	04/22/1949	Active	84	0	1	-1.18%	83	2	2	Y		N	10/2025		\$1,244.00
Exc Award (06/30/2023, 06/30/2024)																
1226	DEVINE	04/24/1952	Active	44	3	0	7.32%	40		0	Y	23	R	10/2025	90+ Days	
1227	DHANIS	11/23/1948	Active	38	0	0	0.00%	29		4	N		N			
50526	EAGLE PASS BORDER	05/10/1990	Active	27	1	0	3.85%	26		3	Y		N	10/2025		
Exc Award (06/30/2023)																
1230	EAGLE PASS EVENING	10/21/1969	Active	51	1	4	-5.56%	54	10	1	Y		N	10/2025		
Exc Award (06/30/2023)																
1232	FLORESVILLE	10/19/1944	Active	35	1	2	-2.78%	49	31	0	Y		N	09/2025		
Exc Award (06/30/2019, 06/30/2024, 07/30/2016)																



Club Health Assessment for District 2 A2 through October 2025

			Status	Membership						Reports				Finance	LCIF	
Club Number	Club Name	Charter Date	Times in Status Quo in Past 2 Years	Current Member Count **	YTD Members Added	YTD Members Dropped	YTD Net Growth% ***	Member Count 1 Year Ago	Dropped Members Avg.Length of Service	Months Since Membership Update	Current Officers Reported ****	Current President Repeated Term	VP Reported *****	Last Date Reported Service (mm/yyyy)	Account Balance	YTD Donations
1233	FREDERICKSBURG	07/08/1929	Active	16	0	0	0.00%	16		18	Y	2	R	10/2025		\$31.00
1234	GEORGE WEST	06/28/1948	Active	16	0	0	0.00%	18		3	Y			11/2017		
1236	HELOTES	07/28/1950	Active	33	4	0	13.79%	31		2	Y		N	10/2025		
Exc Award (06/30/2022)																
1237	HONDO	03/06/1940	Active	22	0	1	-4.35%	28	6	3	Y	2	N	11/2018		
1241	KERRVILLE HEART O'THE HILLS	04/24/1967	Active	3	0	0	0.00%	3		15	Y			11/2024		
1240	KERRVILLE HOST	09/24/1946	Active	63	9	3	10.53%	47	9	1	Y		N	10/2025		
Exc Award (06/30/2022, 06/30/2023, 06/30/2024)																
45052	KERRVILLE SUNRISE	06/28/1985	Active	8	0	0	0.00%	8		1	Y	6	R	08/2025		\$100.00
1247	LA VERNIA	04/13/1971	Active	43	1	0	2.38%	41		2	Y	4	R	09/2025		
Exc Award (06/30/2023, 06/30/2024)																
1245	LAREDO NOON HOST	03/03/1922	Active(2)	2	0	0	0.00%	0		8	Y			01/2019		
1248	LEAKEY	03/11/1948	Active	35	2	0	6.06%	40		0	Y	2	N	10/2025		
32878	PEARSALL	10/29/1976	Active	6	0	0	0.00%	6		17	N	9		05/2021		
1251	PLEASANTON	05/19/1948	Active	17	0	0	0.00%	17		1	Y	2	N	02/2019		
1252	POTEET	01/15/1970	Active	140	0	0	0.00%	131		4	Y		R	02/2022		\$5,000.00
50070	SABINAL	12/30/1989	Active(2)	10	0	0	0.00%	10		4	Y	4		03/2019		
39336	SAN ANTONIO ALAMO CITY	01/31/1981	Active	12	0	0	0.00%	11		7	Y	14		04/2019		
1258	SAN ANTONIO ALAMO HEIGHTS	10/25/1940	Active	14	0	0	0.00%	14		7	Y	5	N	10/2020		
Exc Award (06/30/2019, 06/30/2021)																
55869	SAN ANTONIO ALAMO POSTAL	06/22/1994	Active(1)	4	0	0	0.00%	5		10	Y	11				
103855	SAN ANTONIO ALAMO RANCH	10/23/2008	Active	20	0	0	0.00%	29		1	Y		R	09/2025		
106212	SAN ANTONIO AREA FAMILY	08/06/2009	Active	20	0	0	0.00%	19		1	Y		N	10/2025		
Exc Award (06/30/2018)																
123307	San Antonio Bexar Necessities	10/08/2014	Active	17	0	0	0.00%	14		2	N			10/2025		
Exc Award (06/30/2023, 06/30/2024)																
1257	SAN ANTONIO CENTRAL PARK	05/23/1969	Active	21	0	0	0.00%	20		1	Y		N	06/2025		
34603	SAN ANTONIO EDGEWOOD	11/07/1977	Active	87	1	0	1.16%	81		0	Y		N	10/2025		




Club Health Assessment for District 2 A2 through October 2025

			Status	Membership						Reports				Finance	LCIF	
Club Number	Club Name	Charter Date	Times in Status Quo in Past 2 Years	Current Member Count **	YTD Members Added	YTD Members Dropped	YTD Net Growth% ***	Member Count 1 Year Ago	Dropped Members Avg.Length of Service	Months Since Membership Update	Current Officers Reported ****	Current President Repeated Term	VP Reported *****	Last Date Reported Service (mm/yyyy)	Account Balance	YTD Donations
106251	Exc Award (06/30/2017, 06/30/2019, 06/30/2023, 06/30/2024, 06/30/2025) SAN ANTONIO FIRST LADIES	08/12/2009	Active	5	0	0	0.00%	5		13	Y	7		10/2025		\$20.00
1256	Exc Award (06/30/2017) SAN ANTONIO FOUNDER	01/17/1919	Active	44	3	1	4.76%	45	2	0	Y		N	10/2025		
125103	Exc Award (06/30/2019) San Antonio Guide Dogs of Texas	06/18/2015	Active	5	0	0	0.00%	10		4	Y	6		10/2019		
1263	SAN ANTONIO HARLANDALE	03/23/1942	P- Active	0	0	0	0.00%	0		52	N	None				
1266	SAN ANTONIO HIGHLAND HILLS	10/16/1956	Active(1)	9	5	2	50.00%	7	3	1	Y			09/2021		
111410	Exc Award (06/30/2022) SAN ANTONIO LIGHTHOUSE	06/20/2011	P- Active	0	0	0	0.00%	8		4	N	None		04/2023		
38415	SAN ANTONIO NORTH S A HILLS	05/13/1980	Active	24	0	0	0.00%	26		4	Y		IP	09/2025		
1268	SAN ANTONIO NORTHSIDE	11/05/1956	Active	51	2	0	4.08%	31		2	Y		N	08/2025		
1269	SAN ANTONIO NORTHWEST	03/22/1951	Active	12	0	0	0.00%	13		4	Y	2	R	12/2021		
82366	Exc Award (06/30/2018, 06/30/2024) SAN ANTONIO REGION 20	05/18/2004	Active	15	0	0	0.00%	15		0	Y	6	R	08/2024		
116846	Exc Award (06/30/2024) SAN ANTONIO UNIVERSITY OF INCARNATE WORD	05/14/2012	Active	7	0	0	0.00%	5		5	N	None		11/2023		
1273	SAN ANTONIO WEST SIDE	07/17/1951	Active	17	0	0	0.00%	17		3	Y		N	10/2025		
31779	Exc Award (06/30/2017) SAN ANTONIO WINDCREST	03/02/1976	Active	31	3	0	10.71%	28		0	Y		N	10/2025	90+ Days	
155721	Exc Award (06/30/2018, 06/30/2023) San Antonio Yellow Rose	09/20/2023	Active(1)	11	0	0	0.00%	11		9	N	None		03/2024	90+ Days	
119413	STOCKDALE	05/21/2013	Active(2)	1	0	0	0.00%	3		5	N	None		10/2022		
1276	TILDEN	07/13/1948	Active	20	0	0	0.00%	20		14	Y	4				
1278	UTOPIA	03/19/1948	Active(1)	3	0	0	0.00%	4		1	Y	7		11/2023		
1279	UVALDE	06/30/1928	Active	25	1	0	4.17%	24		1	Y		N	10/2024		



Club Health Assessment for District 2 A2 through October 2025

<div>International Club of America</div>						Status		Membership					Reports				Finance		LCIF
						Times in Status Quo in Past 2 Years		Current Member Count **	YTD Members Added	YTD Members Dropped	YTD Net Growth***	Member Count 1 Year Ago	Dropped Members Avg.Length of Service	Months Since Membership Update	Current Officers Reported ****	Current President Repeated Term	VP Reported *****	Last Date Reported Service (mm/yyyy)	Account Balance
Club Number	Club Name		Charter Date																
Current Total Clubs Count	YTD New Clubs Count	YTD Cancelled Clubs Count	YTD Net Club Gain	Current Total Members Count	YTD Add	YTD Drop	YTD Net Growth	YTD Net Growth %	Member Count 12 Months Ago	Average Member Count Per Club	% of Clubs with less than 20 members	% No Officer Report in 12 Months	% of Clubs with balance 90+ days	Number of Clubs in Status Quo	% Status Quo Clubs in Financial Suspension	Number of Cancelled Clubs	Average Cancelled Club Age	Members Lost Due to Cancellation	% of Clubs Cancelled for Non-Financial Reasons
60	0	0	0	1,455	44	25	19	1.32%	1,446	24	53%	2%	17%	0	0%	0	0	0	0%

* - P - Priority Club. Cancellation Reasons: 1-Objectives/conduct, 2-Non-active club, 5-Non-existing club, 6-Disbanding, 7-Merger, 8-Financial Suspension, 9-District/Multiple District Dues.

** Red denotes below 15 active members.

*** Red denotes 20% + loss.

**** Y - all 3 (President, Secretary, Treasurer) club officers reported, N - not all 3 reported.

***** Abbreviation: N-New, IP-Immediate Past, R-Repeat.



Club Health Assessment for District 2 A3 through October 2025

			Status	Membership						Reports				Finance	LCIF	
Club Number	Club Name	Charter Date	Times in Status Quo in Past 2 Years	Current Member Count **	YTD Members Added	YTD Members Dropped	YTD Net Growth% ***	Member Count 1 Year Ago	Dropped Members Avg.Length of Service	Months Since Membership Update	Current Officers Reported ****	Current President Repeated Term	VP Reported *****	Last Date Reported Service (mm/yyyy)	Account Balance	YTD Donations
Clubs less than two years old																
182225	Delta Area	05/15/2025	Active(1)	8	0	17	-68.00%	0	0	2	Y	2	N	10/2025		
180254	PSJA	01/06/2025	Active	33	2	0	6.45%	0		0	Y	2	N	10/2025		\$50.00
Clubs more than two years old																
124744	Alamo	04/24/2015	Active	25	0	0	0.00%	22		4	Y		N	10/2025	90+ Days	\$110.00
Exc Award (06/30/2020)																
82734	ALTON	06/23/2004	Active(1)	13	2	1	8.33%	12	21	1	Y	13	R	05/2017		
140729	Aransas County Womens	01/14/2020	Active	26	2	9	-21.21%	30	4	1	N	2	N	10/2025		\$250.00
Exc Award (06/30/2021, 06/30/2022)																
1284	ARANSAS PASS	11/19/1928	Active	13	0	0	0.00%	15		3	Y	2	R	10/2025		\$50.00
Exc Award (06/30/2020)																
56242	BROWNSVILLE BORDER	11/16/1994	Active	29	0	0	0.00%	30		2	N	None		10/2025	90+ Days	
1287	BROWNSVILLE DOWNTOWN	07/29/1927	Active	31	0	0	0.00%	29		0	Y		N	10/2025		\$155.00
1288	BROWNSVILLE NITE LIONS	09/17/1970	Active	25	0	0	0.00%	25		4	Y		N	10/2025		\$750.00
Exc Award (06/30/2018, 06/30/2019, 06/30/2020, 06/30/2024)																
1289	BROWNSVILLE WEST BROWNSVILLE	11/11/1948	Active	33	1	3	-5.71%	36	7	2	Y		N	10/2025		\$350.00
Exc Award (06/30/2018, 06/30/2019, 06/30/2020, 06/30/2022, 06/30/2023, 06/30/2024)																
1292	CORPUS CHRISTI DOWNTOWN	12/18/1923	Active(1)	17	3	2	6.25%	12	6	1	Y		N	10/2025		\$100.00
120592	Corpus Christi Women	10/31/2013	Active	11	0	0	0.00%	11		6	Y			12/2024		\$110.00
Exc Award (06/30/2022)																
1297	DONNA	02/15/1938	Active	42	3	1	5.00%	39	1	1	Y		N	10/2025	90+ Days	\$1,900.00
Exc Award (06/30/2021, 06/30/2023)																
1298	EDINBURG	11/07/1938	Active	33	0	0	0.00%	38		1	Y		N	09/2025		
Exc Award (06/30/2016, 06/30/2020, 06/30/2023)																
59169	EDINBURG EARLY RISERS	02/26/1997	Active	16	3	1	14.29%	14	3	1	Y	2	N	10/2025	90+ Days	
1304	HARLINGEN	08/09/1927	Active	18	0	0	0.00%	20		2	Y		IP	10/2025		\$180.00
Exc Award (06/30/2020, 06/30/2021)																



Club Health Assessment for District 2 A3 through October 2025

			Status	Membership					Reports				Finance	LCIF		
Club Number	Club Name	Charter Date	Times in Status Quo in Past 2 Years	Current Member Count **	YTD Members Added	YTD Members Dropped	YTD Net Growth% ***	Member Count 1 Year Ago	Dropped Members Avg.Length of Service	Months Since Membership Update	Current Officers Reported ****	Current President Repeated Term	VP Reported *****	Last Date Reported Service (mm/yyyy)	Account Balance	YTD Donations
51076	HARLINGEN AMIGAS	11/27/1990	Active(1)	18	4	0	28.57%	17		1	Y	5	R	10/2025		
	Exc Award (06/30/2017, 06/30/2019, 06/30/2024)															
1305	HARLINGEN DAWN BREAKERS	04/10/1973	Active	17	0	0	0.00%	15		4	Y	2	R	10/2025		\$80.00
	Exc Award (06/30/2019)															
53198	HIDALGO	06/04/1992	Active	16	0	0	0.00%	17		7	N	None		11/2022		\$160.00
	Exc Award (06/30/2021, 06/30/2023)															
146825	Ingleside North Bay	06/18/2021	Active	12	3	0	33.33%	4		0	Y			10/2025		\$50.00
1309	INTERNATIONAL	04/09/1962	Active	26	3	0	13.04%	25		2	Y	4	R	10/2025		
	Exc Award (06/30/2019, 06/30/2020)															
1310	KINGSVILLE	06/25/1929	Active	42	2	0	5.00%	39		2	Y		N	10/2025		\$1,400.00
	Exc Award (06/30/2016, 06/30/2023, 06/30/2024)															
41818	LA FERIA	09/28/1982	Active(2)	10	0	0	0.00%	10		16	N	None		08/2019	90+ Days	
57581	LA JOYA	12/05/1995	Active(2)	21	0	0	0.00%	26		1	Y	2	N	09/2025		
	Exc Award (06/30/2019, 06/30/2020, 06/30/2021)															
1313	LOS FRESNOS	12/02/1947	Active	11	0	0	0.00%	11		4	Y		N	09/2025		
	Exc Award (06/30/2023)															
1315	MC ALLEN	10/25/1923	Active	24	0	0	0.00%	24		28	N	None		06/2018	90+ Days	
1316	MC ALLEN EVENING	10/30/1973	Active	13	1	1	0.00%	12	3	0	Y		N	10/2025		
1317	MC ALLEN PALM CITY	02/28/1969	Active	23	2	0	9.52%	21		3	Y		N	06/2025		\$160.00
	Exc Award (06/30/2023, 06/30/2024)															
1318	MERCEDES	03/31/1949	Active	27	3	1	8.00%	25	8	0	Y		N	10/2025		\$365.00
	Exc Award (06/30/2019, 06/30/2021)															
1319	MISSION	04/28/1926	Active	50	2	0	4.17%	55		0	Y		N	10/2025		\$550.00
125248	Mission Sunset	06/24/2015	Active	9	0	0	0.00%	9		13	Y	2	R	10/2025		
128063	Odem Area	06/23/2016	Active	18	2	0	12.50%	15		1	Y	9	R	10/2025		\$380.00
	Exc Award (06/30/2019, 06/30/2020, 06/30/2021, 06/30/2023, 06/30/2024, 06/30/2025)															
133549	Pharr Centennial	01/04/2018	Active(2)	18	0	0	0.00%	15		4	Y	3	N	12/2024		
	Exc Award (06/30/2021, 06/30/2022, 06/30/2023)															



Club Health Assessment for District 2 A3 through October 2025

			Status	Membership					Reports				Finance	LCIF		
Club Number	Club Name	Charter Date	Times in Status Quo in Past 2 Years	Current Member Count **	YTD Members Added	YTD Members Dropped	YTD Net Growth% ***	Member Count 1 Year Ago	Dropped Members Avg.Length of Service	Months Since Membership Update	Current Officers Reported ****	Current President Repeated Term	VP Reported *****	Last Date Reported Service (mm/yyyy)	Account Balance	YTD Donations
1326	PORTLAND	02/15/1965	Active	11	1	0	10.00%	14		0	Y		IP	09/2025		
	Exc Award (06/30/2020)															
53033	PORTLAND NORTH BAY	05/04/1992	Active	27	0	0	0.00%	34		4	Y		N	10/2025		\$270.00
	Exc Award (06/30/2017, 06/30/2018, 06/30/2019, 06/30/2021, 06/30/2023, 06/30/2024)															
1327	PREMONT	04/10/1947	Active	10	0	0	0.00%	11		10	Y	6	R	03/2024		
1328	RAYMONDVILLE	10/07/1944	Active	17	0	0	0.00%	16		9	Y	2		10/2019		
1329	RIO GRANDE CITY	12/03/1953	Active	28	0	1	-3.45%	24	22	0	Y	2	N	10/2025		
1332	ROCKPORT	03/02/1950	Active	28	2	0	7.69%	30		2	Y		N	10/2025		
	Exc Award (06/30/2021)															
106809	ROMA	11/04/2009	Active(1)	10	0	0	0.00%	10		28	N	None		12/2017		
1334	SAN BENITO	08/23/1927	Active	26	0	5	-16.13%	29	3	2	Y	7	R	10/2025	90+ Days	\$140.00
	Exc Award (06/30/2022, 06/30/2023, 06/30/2024)															
126965	San Juan Community	03/08/2016	Active	22	1	0	4.76%	41		1	Y		N	09/2025		
	Exc Award (06/30/2023, 06/30/2024)															
1340	SINTON	12/20/1960	Active(1)	5	0	0	0.00%	6		1	Y	2	N	11/2020		
55781	SINTON NITE	06/01/1994	Active	9	0	0	0.00%	11		3	Y	2	R	10/2025		\$90.00
	Exc Award (06/30/2019, 06/30/2021, 06/30/2023)															
1343	WESLACO	11/25/1927	Active	65	0	2	-2.99%	72	29	2	Y		R	10/2025		\$670.00
	Exc Award (06/30/2023, 06/30/2024, 06/30/2025)															
1344	WESLACO MID-VALLEY	11/19/1970	Active	37	2	0	5.71%	46		0	Y		N	10/2025		
1345	ZAPATA	05/04/1954	Active	41	0	0	0.00%	39		4	Y	2	N	10/2025	90+ Days	
	Exc Award (06/30/2017, 06/30/2019, 06/30/2020)															

Clubs Cancelled Previous Fiscal Year – Clubs Cancelled within last 12 months may be reinstated

Club Number	Club Name	Charter Date	Current Status*	Cancellation Date
1282	ALICE	01/28/1924	Cancelled(8*)	06/29/2025
51020	CORPUS CHRISTI INDUSTRIAL NOON	10/24/1990	Cancelled(8*)	06/29/2025



Club Health Assessment for District 2 A3 through October 2025

						Status		Membership					Reports				Finance		LCIF
						Times in Status Quo in Past 2 Years		Current Member Count **	YTD Members Added	YTD Members Dropped	YTD Net Growth***	Member Count 1 Year Ago	Dropped Members Avg.Length of Service	Months Since Membership Update	Current Officers Reported ****	Current President Repeated Term	VP Reported *****	Last Date Reported Service (mm/yyyy)	Account Balance
Club Number	Club Name		Charter Date																
Current Total Clubs Count	YTD New Clubs Count	YTD Cancelled Clubs Count	YTD Net Club Gain	Current Total Members Count	YTD Add	YTD Drop	YTD Net Growth	Member Count 12 Months Ago	Average Member Count Per Club	% of Clubs with less than 20 members	% No Officer Report in 12 Months	% of Clubs with balance 90+ days	Number of Clubs in Status Quo	% Status Quo Clubs in Financial Suspension	Number of Cancelled Clubs	Average Cancelled Club Age	Members Lost Due to Cancellation	% of Clubs Cancelled for Non-Financial Reasons	
47	0	0	0	1,064	44	44	0	0.00%	1,056	23	49%	6%	17%	0	0%	0	0	0	0%

* - P - Priority Club. Cancellation Reasons: 1-Objectives/conduct, 2-Non-active club, 5-Non-existing club, 6-Disbanding, 7-Merger, 8-Financial Suspension, 9-District/Multiple District Dues.

** Red denotes below 15 active members.

*** Red denotes 20% + loss.

**** Y - all 3 (President, Secretary, Treasurer) club officers reported, N - not all 3 reported.

***** Abbreviation: N-New, IP-Immediate Past, R-Repeat.



Club Health Assessment for District 2 S1 through October 2025

			Status	Membership						Reports				Finance	LCIF	
Club Number	Club Name	Charter Date	Times in Status Quo in Past 2 Years	Current Member Count **	YTD Members Added	YTD Members Dropped	YTD Net Growth% ***	Member Count 1 Year Ago	Dropped Members Avg.Length of Service	Months Since Membership Update	Current Officers Reported ****	Current President Repeated Term	VP Reported *****	Last Date Reported Service (mm/yyyy)	Account Balance	YTD Donations
Clubs more than two years old																
1346	ALTO	04/26/1935	Active(1)	13	2	0	18.18%	16		3	Y	2	R	04/2017	90+ Days	
1349	BEAUMONT BREAKFAST	03/09/1967	Active	4	0	1	-20.00%	5	47	3	Y	9	R	09/2025		
	Exc Award (06/30/2017, 06/30/2018, 06/30/2023)															
1348	BEAUMONT FOUNDERS	09/06/1916	Active	16	0	0	0.00%	18		6	N	2	R	09/2022		
	Exc Award (06/30/2021, 06/30/2022)															
1355	BECKVILLE	04/17/1956	Active	8	0	0	0.00%	8		3	N	None		04/2019	90+ Days	
140905	Broaddus on Sam Rayburn	02/10/2020	Active	11	0	0	0.00%	11		6	Y	2	R	08/2025		
1357	BUNA	06/24/1949	Active	14	0	0	0.00%	14		19	Y	4	R	03/2024		
97260	BURKEVILLE TOLEDO BEND	06/05/2006	Active	23	0	0	0.00%	23		1	Y	7	N	03/2020		
1358	CARTHAGE	06/13/1935	Active	61	1	1	0.00%	60	1	0	Y		N	12/2023		\$100.00
	Exc Award (06/30/2023)															
1360	CENTER NOON	04/13/1947	Active	47	0	6	-11.32%	54	15	0	Y		N	09/2019		
1363	CHESTER	07/05/1949	Active	28	0	0	0.00%	27		5	Y		N	07/2025		
1364	CORRIGAN	10/14/1937	Active	13	0	0	0.00%	13		13	Y	5	R	06/2024		
1365	CUSHING	10/28/1940	Active(1)	28	9	2	33.33%	21	2	0	Y		N			
1368	DICK DOWLING	11/28/1939	Active	13	2	8	-31.58%	19	9	1	Y	6	N	04/2019		
1371	GARRISON	03/23/1945	Active	10	0	1	-9.09%	14	62	3	Y	5		10/2025		
	Exc Award (06/30/2018)															
1445	GROVETON	01/28/1947	Active	22	0	0	0.00%	24		6	Y		N	03/2025		
1374	HEMPHILL	04/26/1950	Active	41	4	0	10.81%	40		1	Y		R	03/2024		
1379	JACKSONVILLE	08/27/1939	Active(1)	28	3	1	7.69%	29	12	1	Y		N	12/2022		
1381	JASPER	05/19/1938	Active	35	0	1	-2.78%	38	3	1	Y		N	05/2025		\$1,800.00
1382	JASPER EVENING	04/09/1970	Active	6	0	2	-25.00%	11	7	3	Y	2	R	04/2023	90+ Days	
1383	KIRBYVILLE	12/10/1935	Active	4	0	0	0.00%	5		5	Y		N	05/2020		
1385	LITTLE CYPRESS	05/12/1952	Active	30	0	1	-3.23%	30	10	3	Y	2	N	03/2024		
	Exc Award (06/30/2017)															
1386	LIVINGSTON	04/04/1941	Active	102	7	2	5.15%	100	0	0	Y		N	04/2025		\$200.00
	Exc Award (06/30/2022, 06/30/2023)															



Club Health Assessment for District 2 S1 through October 2025

			Status	Membership						Reports				Finance	LCIF	
Club Number	Club Name	Charter Date	Times in Status Quo in Past 2 Years	Current Member Count **	YTD Members Added	YTD Members Dropped	YTD Net Growth% ***	Member Count 1 Year Ago	Dropped Members Avg.Length of Service	Months Since Membership Update	Current Officers Reported ****	Current President Repeated Term	VP Reported *****	Last Date Reported Service (mm/yyyy)	Account Balance	YTD Donations
1388	LUFKIN EVENING	09/19/1956	Active	8	0	0	0.00%	8		0	Y			06/2025		
	Exc Award (06/30/2022)															
1389	LUFKIN HOST	10/04/1920	Active	308	7	7	0.00%	301	11	0	Y		N		90+ Days	
1390	LUMBERTON	05/05/1966	Active	18	0	0	0.00%	18		5	Y	8	R	11/2018	90+ Days	
36035	NACOGDOCHES BREAKFAST	09/21/1978	Active(1)	16	1	0	6.67%	16		3	Y	3	R	08/2025		\$48.00
	Exc Award (06/30/2020)															
52181	NEDERLAND PROFESSIONAL	11/20/1991	Active	19	0	0	0.00%	23		3	Y		N	05/2025		
57139	NEW SUMMERFIELD	06/28/1995	Active	9	0	0	0.00%	11		5	Y	10	R	10/2025	90+ Days	
	Exc Award (06/30/2023)															
1398	NEWTON	10/11/1935	Active	26	2	3	-3.70%	30	6	0	Y	2	N	04/2016	90+ Days	\$1,000.00
50898	ONALASKA GREATER	08/24/1990	Active	34	1	1	0.00%	39	9	1	Y	2	N	09/2025	90+ Days	
	Exc Award (06/30/2021, 06/30/2022, 06/30/2023, 06/30/2024)															
1399	ORANGE	05/12/1937	Active	88	2	1	1.15%	85	35	0	Y		N	09/2025		
	Exc Award (06/30/2016, 06/30/2017, 06/30/2020, 06/30/2023)															
33163	ORANGE NOON	12/23/1976	Active(1)	6	0	0	0.00%	6		3	Y		N	09/2015		
112058	PANOLA COUNTY	08/17/2011	Active	7	0	0	0.00%	8		6	Y		R	09/2024		
	Exc Award (06/30/2023)															
1402	PORT ARTHUR FOUNDERS	04/23/1917	Active	13	0	0	0.00%	13		4	Y		N	02/2023		
	Exc Award (06/30/2017, 06/30/2018)															
1407	PORT NECHES	03/26/1929	Active	9	0	0	0.00%	10		4	Y		N	04/2025		
	Exc Award (06/30/2018)															
1408	RUSK	08/29/1940	Active	14	0	0	0.00%	23		5	Y	4	R	12/2023	90+ Days	
	Exc Award (06/30/2020, 06/30/2022, 06/30/2023)															
1410	SAN AUGUSTINE	10/08/1937	Active	45	0	1	-2.17%	46	1	2	N	None	N	04/2019		
	Exc Award (06/30/2020)															
117213	SHELBYVILLE	06/20/2012	Active	23	2	0	9.52%	21		0	Y	2	R	10/2025	90+ Days	\$63.00
	Exc Award (06/30/2023)															
1412	SOUR LAKE	03/22/1929	Active	34	0	3	-8.11%	35	1	1	Y		N	09/2025		\$123.00
	Exc Award (06/30/2017, 06/30/2018, 06/30/2023)															



Club Health Assessment for District 2 S1 through October 2025

INTERNATIONAL

Club Number	Club Name	Charter Date	Status	Membership						Reports				Finance	LCIF	
			Times in Status Quo in Past 2 Years	Current Member Count **	YTD Members Added	YTD Members Dropped	YTD Net Growth% ***	Member Count 1 Year Ago	Dropped Members Avg.Length of Service	Months Since Membership Update	Current Officers Reported ****	Current President Repeated Term	VP Reported *****	Last Date Reported Service (mm/yyyy)	Account Balance	YTD Donations
1504	TRINITY	06/18/1928	Active	33	7	0	26.92%	24		1	Y		N	10/2025		
125076	Winnie Stowell	06/10/2015	Active	41	0	0	0.00%	42		9	Y	6	R	06/2025	90+ Days	\$410.00
Exc Award (06/30/2018, 06/30/2020, 06/30/2021, 06/30/2022, 06/30/2023, 06/30/2024)																
1420	WOODVILLE	12/15/1947	Active	47	0	1	-2.08%	50	4	1	Y		N	10/2024		\$153.00
Exc Award (06/30/2020)																

Clubs Cancelled Previous Fiscal Year – Clubs Cancelled within last 12 months may be reinstated

Club Number	Club Name	Charter Date	Current Status*	Cancellation Date
1356	BRIDGE CITY	11/30/1945	Cancelled(6*)	06/29/2025
127354	Diboll Area	06/01/2016	Cancelled(8*)	06/29/2025

Current Total Clubs Count	YTD New Clubs Count	YTD Cancelled Clubs Count	YTD Net Club Gain	Current Total Members Count	YTD Add	YTD Drop	YTD Net Growth	YTD Net Growth %	Member Count 12 Months Ago	Average Member Count Per Club	% of Clubs with less than 20 members	% No Officer Report in 12 Months	% of Clubs with balance 90+ days	Number of Clubs in Status Quo	% Status Quo Clubs in Financial Suspension	Number of Cancelled Clubs	Average Cancelled Club Age	Members Lost Due to Cancellation	% of Clubs Cancelled for Non-Financial Reasons
42	0	0	0	1,355	50	43	7	0.52%	1,389	32	50%	0%	26%	0	0%	0	0	0	0%

* - P - Priority Club. Cancellation Reasons: 1-Objectives/conduct, 2-Non-active club, 5-Non-existing club, 6-Disbanding, 7-Merger, 8-Financial Suspension, 9-District/Multiple District Dues.

** Red denotes below 15 active members.

*** Red denotes 20% + loss.

**** Y - all 3 (President, Secretary, Treasurer) club officers reported, N - not all 3 reported.

***** Abbreviation: N-New, IP-Immediate Past, R-Repeat.



Club Health Assessment for District 2 S2 through October 2025

			Status	Membership						Reports				Finance	LCIF	
Club Number	Club Name	Charter Date	Times in Status Quo in Past 2 Years	Current Member Count **	YTD Members Added	YTD Members Dropped	YTD Net Growth% ***	Member Count 1 Year Ago	Dropped Members Avg.Length of Service	Months Since Membership Update	Current Officers Reported ****	Current President Repeated Term	VP Reported *****	Last Date Reported Service (mm/yyyy)	Account Balance	YTD Donations
Clubs less than two years old																
182272	Crosby Evening	06/30/2025	Active	21	0	0	0.00%	0		1	Y		R		90+ Days	\$50.00
172110	Houston Pakistani American	06/17/2024	Active(1)	24	0	0	0.00%	32		4	N	None			90+ Days	\$50.00
179707	Houston-Cypress Performing	01/08/2025	Active	27	0	1	-3.57%	0	0	1	N	2			90+ Days	\$50.00
181529	La Porte	05/19/2025	Active	34	9	1	30.77%	0	0	1	Y	2		06/2025		\$50.00
Clubs more than two years old																
1425	ANAHUAC	11/07/1939	Active	33	1	0	3.13%	34		0	Y		N	06/2025		\$2,048.00
103856	BARBERS HILL	10/23/2008	Active	42	0	0	0.00%	36		6	Y			06/2023	90+ Days	\$50.00
1427	BAYTOWN	09/27/1928	Active	41	1	1	0.00%	42	1	1	Y		N	09/2025		\$61.50
1432	BROOKSHIRE PATTISON	01/22/1947	Active	22	1	0	4.76%	25		2	Y		IP	10/2025		\$431.50
Exc Award (06/30/2023)																
129319	Cinco Ranch	12/09/2016	Active	11	0	2	-15.38%	16	13	0	Y			10/2025		\$19.50
59540	CLEVELAND	05/19/1997	Active	17	0	0	0.00%	24		4	Y			09/2025		\$50.00
1435	CONROE NOON	02/20/1939	Active	292	5	8	-1.02%	304	12	0	Y		N	10/2025		\$1,080.00
44703	CUT AND SHOOT FAMILY	03/08/1985	Active	23	3	3	0.00%	27	3	0	Y			06/2025		\$1,092.50
134792	Cypress Centennial Scouting	05/23/2018	Active	14	0	0	0.00%	11		7	Y	5	R	06/2025		\$21.00
48351	DAYTON NOON	03/30/1988	Active	50	1	2	-1.96%	50	21	0	Y	2	R	10/2025		\$200.00
Exc Award (06/30/2022, 06/30/2023)																
1447	HEMPSTEAD	05/08/1945	Active	17	0	2	-10.53%	20	22	1	N	3	R	05/2025		\$28.50
1449	HOUSTON ALDINE AND SPRING AREA	09/09/1954	Active	7	0	0	0.00%	8		10	Y	2		02/2025	90+ Days	\$50.00
1440	HOUSTON CY-FAIR	01/22/1957	Active	27	0	0	0.00%	24		4	Y		N	10/2025		\$40.50
Exc Award (06/30/2022, 06/30/2025)																
48338	HOUSTON FIL AM	03/28/1988	Active(1)	24	0	0	0.00%	24		0	Y		N	09/2021	90+ Days	
1450	HOUSTON FOUNDER	04/02/1917	Active	7	0	0	0.00%	9		11	N	None		12/2018		\$50.00
147839	Houston Headquarters National Veterans & Advocates	08/26/2021	Active(1)	14	0	0	0.00%	14		16	N	None		03/2024	90+ Days	
1455	HOUSTON HEIGHTS	12/08/1944	Active	3	0	0	0.00%	5		5	Y	8		07/2025	90+ Days	\$2,704.50
152792	Houston Indus	10/17/2022	Active	52	7	0	15.56%	42		0	Y		N	08/2025		\$50.00



Club Health Assessment for District 2 S2 through October 2025

			Status	Membership						Reports				Finance		LCIF
Club Number	Club Name	Charter Date	Times in Status Quo in Past 2 Years	Current Member Count **	YTD Members Added	YTD Members Dropped	YTD Net Growth% ***	Member Count 1 Year Ago	Dropped Members Avg.Length of Service	Months Since Membership Update	Current Officers Reported ****	Current President Repeated Term	VP Reported *****	Last Date Reported Service (mm/yyyy)	Account Balance	YTD Donations
122563	Houston Lady	06/20/2014	Active	25	4	28	-48.98%	35	3	0	Y		N	10/2025		\$173.50
Exc Award (06/30/2024, 06/30/2025)																
133311	Houston Metroplex Veterans	12/28/2017	Active(3)	4	0	0	0.00%	4		12	N	None		04/2018	90+ Days	
88745	HOUSTON NORTHWEST	06/27/2005	Active	7	0	0	0.00%	6		8	N	None		03/2019		\$10.50
104166	HOUSTON ROYAL OAKS	12/16/2008	Active	109	0	0	0.00%	100		6	Y	2	N	07/2025		
Exc Award (06/30/2021, 06/30/2024)																
1473	HOUSTON SOUTHWEST	09/12/1955	Active	6	0	0	0.00%	6		14	Y	2	R			\$9.00
54911	HOUSTON SPORTS	10/04/1993	Active	26	0	0	0.00%	23		5	Y		IP	11/2023		\$39.00
1474	HOUSTON SPRING BRANCH	11/10/1949	Active(2)	5	0	0	0.00%	5		15	N	None		07/2022	90+ Days	
140678	Houston Unity	01/16/2020	Active(3)	23	0	0	0.00%	53		4	N	None		05/2025	90+ Days	
Exc Award (06/30/2021, 06/30/2022)																
1480	HOUSTON WESTBURY	04/13/1966	Active	6	0	0	0.00%	6		13	N	None		05/2018		
1483	HUFFMAN	05/11/1971	Active	42	0	0	0.00%	40		1	Y	7	N	09/2025		\$63.00
1485	HUMBLE	08/24/1945	Active(2)	10	0	0	0.00%	12		6	N	None		04/2016	90+ Days	
42369	HUMBLE NOON	03/04/1983	Active	23	0	0	0.00%	25		0	Y	2	N	10/2025		\$35,484.50
Exc Award (06/30/2022, 06/30/2023, 06/30/2024)																
1487	HUNTSVILLE	05/05/1950	Active	38	2	9	-15.56%	37	3	0	Y		N	10/2025		\$67.50
1489	Katy Community	12/26/1972	Active	8	1	0	14.29%	10		2	Y	2	N	10/2025		
119625	Kingwood	06/12/2013	Active(1)	1	0	1	-50.00%	2	4	3	N	None		12/2021		
65364	KLEIN	05/15/2002	Active	17	0	0	0.00%	21		1	Y		N	10/2025		\$75.50
1492	LIBERTY	11/08/1939	Active	65	4	0	6.56%	60		2	Y		N	10/2025		\$91.50
Exc Award (06/30/2023, 06/30/2024)																
1493	MAGNOLIA	04/16/1956	Active	33	4	6	-5.71%	30	2	2	Y	2	N	10/2025		
Exc Award (06/30/2025)																
152233	Magnolia Tri-County	08/24/2022	Active	10	0	1	-9.09%	15	8	0	N	None		07/2025		
52966	MONTGOMERY	04/28/1992	Active	24	2	0	9.09%	17		0	Y		N	10/2025		\$33.00
Exc Award (06/30/2017, 06/30/2018, 06/30/2023, 06/30/2025)																
133142	Montgomery Lake Conroe Centennial	11/13/2017	Active	28	3	2	3.70%	29	2	1	Y	4	R	03/2025		\$50.00
129829	Nassau Bay 100 Centennial	01/23/2017	Active	5	0	0	0.00%	5		3	Y	4				\$7.50



Club Health Assessment for District 2 S2 through October 2025

			Status	Membership						Reports				Finance	LCIF	
Club Number	Club Name	Charter Date	Times in Status Quo in Past 2 Years	Current Member Count **	YTD Members Added	YTD Members Dropped	YTD Net Growth% ***	Member Count 1 Year Ago	Dropped Members Avg.Length of Service	Months Since Membership Update	Current Officers Reported ****	Current President Repeated Term	VP Reported *****	Last Date Reported Service (mm/yyyy)	Account Balance	YTD Donations
1437	PANORAMA L C	11/20/1972	Active	26	1	0	4.00%	21		2	Y	2	R	09/2025		\$37.50
1496	PASADENA	03/04/1941	Active	23	0	0	0.00%	23		12	Y	6		02/2025		\$34.50
115445	PRAIRIE VIEW A & M UNIVERSITY CAMPUS	10/31/2011	P- Active	6	0	0	0.00%	9		4	Y			03/2025		
1501	SOUTH MONTGOMERY COUNTY L C	02/10/1969	Active	11	0	0	0.00%	11		13	Y	15		10/2025		\$16.50
40405	THE WOODLANDS	10/05/1981	Active	16	0	1	-5.88%	17	13	0	Y		N	10/2025	90+ Days	\$1,425.50
41131	TOMBALL	04/05/1982	Active	31	2	0	6.90%	32		2	Y	2	N	10/2025		\$43.50
	Exc Award (06/30/2023)															
1506	WALLER	07/14/1952	Active	6	0	0	0.00%	6		16	N	None		06/2022		\$9.00
31159	WILLIS	09/08/1975	Active	8	0	0	0.00%	8		16	Y		IP	11/2021		

Clubs Cancelled Previous Fiscal Year – Clubs Cancelled within last 12 months may be reinstated

Club Number	Club Name	Charter Date	Current Status*	Cancellation Date
1446	HARDIN	03/27/1956	Cancelled(8*)	12/30/2024
1461	HOUSTON MEMORIAL	02/09/1966	Cancelled(6*)	08/29/2024
141731	Houston Montrose	06/28/2020	Cancelled(8*)	12/30/2024
1505	TWIN CITY L C	06/18/1965	Cancelled(8*)	12/30/2024

Current Total Clubs Count	YTD New Clubs Count	YTD Cancelled Clubs Count	YTD Net Club Gain	Current Total Members Count	YTD Add	YTD Drop	YTD Net Growth	YTD Net Growth %	Member Count 12 Months Ago	Average Member Count Per Club	% of Clubs with less than 20 members	% No Officer Report in 12 Months	% of Clubs with balance 90+ days	Number of Clubs in Status Quo	% Status Quo Clubs in Financial Suspension	Number of Cancelled Clubs	Average Cancelled Club Age	Members Lost Due to Cancellation	% of Clubs Cancelled for Non-Financial Reasons
52	0	0	0	1,444	51	68	-17	-1.16%	1,415	28	46%	15%	25%	0	0%	0	0	0	0%

* - P - Priority Club. Cancellation Reasons: 1-Objectives/conduct, 2-Non-active club, 5-Non-existing club, 6-Disbanding, 7-Merger, 8-Financial Suspension, 9-District/Multiple District Dues.

** Red denotes below 15 active members.

*** Red denotes 20% + loss.

**** Y - all 3 (President, Secretary, Treasurer) club officers reported, N - not all 3 reported.

***** Abbreviation: N-New, IP-Immediate Past, R-Repeat.




Club Health Assessment for District 2 S3 through October 2025

			Status	Membership					Reports				Finance		LCIF	
Club Number	Club Name	Charter Date	Times in Status Quo in Past 2 Years	Current Member Count **	YTD Members Added	YTD Members Dropped	YTD Net Growth% ***	Member Count 1 Year Ago	Dropped Members Avg.Length of Service	Months Since Membership Update	Current Officers Reported ****	Current President Repeated Term	VP Reported *****	Last Date Reported Service (mm/yyyy)	Account Balance	YTD Donations
Clubs less than two years old																
157787	Thorndale	04/03/2024	Active	16	0	0	0.00%	27		4	Y	2	N	10/2025		\$32.00
Clubs more than two years old																
1509	AUSTIN CAPITAL CITY Exc Award (06/30/2022, 06/30/2023)	06/09/1967	Active	28	0	0	0.00%	29		1	Y		N	04/2025		\$125.00
136148	Austin East Austin Lions Club	07/30/2018	Active	10	0	0	0.00%	10		4	N	None		04/2021		
144996	Austin Everest Exc Award (06/30/2022)	02/09/2021	Active	27	2	0	8.00%	42		1	Y		N	07/2025		\$1,094.00
1508	AUSTIN FOUNDER Exc Award (06/30/2016, 06/30/2017, 06/30/2018, 06/30/2021, 06/30/2024)	01/18/1916	Active	87	5	1	4.82%	89	14	1	Y		R	07/2025	90+ Days	\$166.00
135085	Austin Indian Centennial	06/21/2018	Active	19	0	0	0.00%	19		18	Y	5	R	08/2024		
1512	AUSTIN LAKE TRAVIS	05/07/1971	Active	14	0	0	0.00%	14		24	Y			12/2021	90+ Days	
1514	AUSTIN NORTH AUSTIN	09/27/1948	Active	16	0	0	0.00%	16		14	N	8	R	12/2024		\$32.00
1518	AUSTIN SOUTH AUSTIN	09/23/1949	Active	5	0	0	0.00%	5		6	Y	3	R	08/2025		\$10.00
1520	AUSTIN WEST AUSTIN	02/16/1956	Active	12	1	0	9.09%	12		1	Y	21	N	09/2024		\$22.00
39844	BASTROP EVENING Exc Award (06/30/2023)	05/21/1981	Active	40	5	2	8.11%	37	2	1	Y		IP	10/2025		\$20.00
1523	BLANCO	11/22/1938	Active	8	1	0	14.29%	7		1	Y	2		10/2025		\$34.00
1530	BUCKHOLTS	01/14/1971	Active	15	0	1	-6.25%	15	2	2	Y	12	R	10/2024		\$32.00
31117	BUDA Exc Award (06/30/2018, 06/30/2019, 06/30/2021)	08/15/1975	Active	49	5	2	6.52%	49	4	0	Y	2	R	08/2025		\$3,433.00
32056	BULVERDE	04/23/1976	Active	31	3	0	10.71%	16		0	Y	2	R	07/2025		\$56.00
156407	Burnet	10/18/2023	Active	16	7	0	77.78%	22		1	Y	3		10/2025	90+ Days	
1534	CAMERON Exc Award (06/30/2019, 06/30/2020, 06/30/2021, 06/30/2022, 06/30/2023, 06/30/2024)	09/19/1923	Active	49	5	4	2.08%	46	2	0	Y		N	10/2025		\$356.00
147612	Cameron Evening Exc Award (06/30/2022, 06/30/2023)	07/15/2021	Active	21	1	7	-22.22%	27	3	1	Y		N	10/2025		\$320.00



Club Health Assessment for District 2 S3 through October 2025

			Status	Membership						Reports				Finance	LCIF	
Club Number	Club Name	Charter Date	Times in Status Quo in Past 2 Years	Current Member Count **	YTD Members Added	YTD Members Dropped	YTD Net Growth% ***	Member Count 1 Year Ago	Dropped Members Avg.Length of Service	Months Since Membership Update	Current Officers Reported ****	Current President Repeated Term	VP Reported *****	Last Date Reported Service (mm/yyyy)	Account Balance	YTD Donations
33506	CANYON LAKE NOON	03/21/1977	Active	50	1	5	-7.41%	43	13	1	Y		N	10/2025		\$220.00
	Exc Award (06/30/2017, 06/30/2018, 06/30/2019, 06/30/2021, 06/30/2023)															
47060	CEDAR PARK LONGHORN	03/17/1987	Active	14	4	0	40.00%	9		0	Y		N	01/2025	90+ Days	\$500.00
35024	DRIPPING SPRINGS	02/09/1978	Active	21	1	1	0.00%	20	20	2	N			09/2025		\$42.00
	Exc Award (06/30/2016, 06/30/2017, 06/30/2021, 06/30/2023)															
44277	ELGIN EVENING	10/12/1984	Active	19	3	0	18.75%	15		0	Y	10	N	10/2025	90+ Days	\$170.00
	Exc Award (06/30/2024)															
1548	GARDEN RIDGE	03/06/1973	Active	60	1	0	1.69%	74		0	Y	2	R	10/2025		\$158.00
	Exc Award (06/30/2018, 06/30/2019, 06/30/2022)															
1550	GEORGETOWN	09/24/1923	Active	22	0	3	-12.00%	27	26	0	Y		IP	10/2025		\$50.00
	Exc Award (06/30/2018, 06/30/2019)															
1559	HUTTO	11/23/1953	Active	15	0	0	0.00%	18		4	Y	2	R	07/2024	90+ Days	\$30.00
	Exc Award (06/30/2021)															
1561	JOHNSON CITY	02/09/1939	Active	21	0	0	0.00%	20		9	Y	3		08/2024		\$42.00
124846	Kyle	05/13/2015	Active	21	8	2	40.00%	11	2	1	Y		N	07/2025		\$30.00
38848	LAGO VISTA	08/11/1980	Active	103	12	2	10.75%	85	7	0	Y		N	06/2025		\$608.00
	Exc Award (06/30/2016, 06/30/2018, 06/30/2019, 06/30/2021, 06/30/2023, 06/30/2024, 06/30/2025)															
48996	LIBERTY HILL	11/11/1988	Active	14	0	0	0.00%	15		8	Y	2	R	10/2025		\$753.00
1567	LOCKHART	10/05/1967	Active	24	2	2	0.00%	18	0	1	Y	2	R	10/2025		\$96.00
1569	LULING	09/09/1948	Active	13	3	5	-13.33%	15	9	0	Y		N	10/2025		
	Exc Award (06/30/2016, 06/30/2021)															
1572	MANOR	12/16/1955	Active	25	4	0	19.05%	22		1	Y	3	R	10/2025	90+ Days	\$42.00
	Exc Award (06/30/2021, 06/30/2022)															
1574	MARION	03/19/1949	Active	3	0	0	0.00%	3		19	N	None		12/2024		
	Exc Award (06/30/2016)															
1575	MCQUEENEY	12/08/1970	Active	55	7	0	14.58%	47		0	Y			09/2025		\$96.00
1577	NEW BRAUNFELS	03/18/1924	Active	134	12	10	1.52%	128	6	0	Y		N	10/2025		\$1,784.00
	Exc Award (06/30/2016, 06/30/2018, 06/30/2019, 06/30/2020, 06/30/2023)															



Club Health Assessment for District 2 S3 through October 2025


			Status	Membership						Reports				Finance		LCIF
Club Number	Club Name	Charter Date	Times in Status Quo in Past 2 Years	Current Member Count **	YTD Members Added	YTD Members Dropped	YTD Net Growth% ***	Member Count 1 Year Ago	Dropped Members Avg.Length of Service	Months Since Membership Update	Current Officers Reported ****	Current President Repeated Term	VP Reported *****	Last Date Reported Service (mm/yyyy)	Account Balance	YTD Donations
1578	NEW BRAUNFELS EVENING	05/31/1967	Active	50	6	5	2.04%	45	2	0	Y		N	10/2025		\$1,560.00
	Exc Award (06/30/2017, 06/30/2021, 06/30/2022)															
30224	PFLUGERVILLE	02/13/1975	Active	55	0	0	0.00%	57		4	Y	3	N	02/2025		\$1,136.00
96419	POINT VENTURE	03/06/2006	Active	69	5	1	6.15%	61	1	1	Y		N	10/2025		\$130.00
	Exc Award (06/30/2017, 06/30/2020, 06/30/2021, 06/30/2023, 06/30/2024, 06/30/2025)															
1580	ROCKDALE NOON	01/13/1941	Active	19	1	0	5.56%	22		2	Y		N	02/2025		\$36.00
49670	ROUND ROCK NOON	06/29/1989	Active	18	1	0	5.88%	16		1	Y		N	10/2024		
	Exc Award (06/30/2016, 06/30/2021)															
1583	SAN MARCOS	11/12/1941	Active	103	6	15	-8.04%	119	3	0	Y	2	R	10/2025		\$1,604.00
	Exc Award (06/30/2018, 06/30/2021, 06/30/2023, 06/30/2024)															
53499	SAN MARCOS BLUEBONNET	07/01/1992	Active	37	3	0	8.82%	35		0	Y		N	10/2025		\$20.00
	Exc Award (06/30/2017, 06/30/2019, 06/30/2020, 06/30/2021, 06/30/2022, 06/30/2024)															
103971	SCHERTZ CIBOLO SELMA	11/13/2008	Active	53	6	3	6.00%	50	3	1	Y		R	09/2025		\$1,010.00
	Exc Award (06/30/2016, 06/30/2018, 06/30/2021, 06/30/2022, 06/30/2023, 06/30/2024)															
104738	SPICEWOOD AND HIGHLAND LAKES	02/12/2009	Active(3)	2	0	0	0.00%	17		10	Y	2		12/2024	90+ Days	
1592	TAYLOR	03/18/1940	Active(1)	36	0	0	0.00%	36		3	Y		N	10/2025		\$92.00
	Exc Award (06/30/2016, 06/30/2022, 06/30/2023, 06/30/2024)															
117756	UNIVERSITY OF TEXAS	09/25/2012	Active	26	0	4	-13.33%	22	3	2	Y		R	04/2025		
	Exc Award (06/30/2017)															
1597	WIMBERLEY	01/17/1969	Active	160	4	4	0.00%	151	6	0	Y		N	10/2025		\$2,720.00
	Exc Award (06/30/2016, 06/30/2019, 06/30/2023, 06/30/2024, 06/30/2025)															

Clubs Cancelled Previous Fiscal Year – Clubs Cancelled within last 12 months may be reinstated

Club Number	Club Name	Charter Date	Current Status*	Cancellation Date
46625	MILANO EVENING	11/17/1986	Cancelled(6*)	06/29/2025



Club Health Assessment for District 2 S3 through October 2025

<div>International Club of Presidents</div>						Status		Membership					Reports				Finance		LCIF
						Times in Status Quo in Past 2 Years	Current Member Count **	YTD Members Added	YTD Members Dropped	YTD Net Growth***	Member Count 1 Year Ago	Dropped Members Avg.Length of Service	Months Since Membership Update	Current Officers Reported ****	Current President Repeated Term	VP Reported *****	Last Date Reported Service (mm/yyyy)	Account Balance	YTD Donations
Club Number	Club Name		Charter Date																
Current Total Clubs Count	YTD New Clubs Count	YTD Cancelled Clubs Count	YTD Net Club Gain	Current Total Members Count	YTD Add	YTD Drop	YTD Net Growth %	Member Count 12 Months Ago	Average Member Count Per Club	% of Clubs with less than 20 members	% No Officer Report in 12 Months	% of Clubs with balance 90+ days	Number of Clubs in Status Quo	% Status Quo Clubs in Financial Suspension	Number of Cancelled Clubs	Average Cancelled Club Age	Members Lost Due to Cancellation	% of Clubs Cancelled for Non-Financial Reasons	
47	0	0	0	1,705	125	79	46	2.77%	1,683	36	40%	4%	17%	0	0%	0	0	0	0%

* - P - Priority Club. Cancellation Reasons: 1-Objectives/conduct, 2-Non-active club, 5-Non-existing club, 6-Disbanding, 7-Merger, 8-Financial Suspension, 9-District/Multiple District Dues.

** Red denotes below 15 active members.

*** Red denotes 20% + loss.

**** Y - all 3 (President, Secretary, Treasurer) club officers reported, N - not all 3 reported.

***** Abbreviation: N-New, IP-Immediate Past, R-Repeat.



Club Health Assessment for District 2 S4 through October 2025

			Status	Membership						Reports				Finance	LCIF	
Club Number	Club Name	Charter Date	Times in Status Quo in Past 2 Years	Current Member Count **	YTD Members Added	YTD Members Dropped	YTD Net Growth% ***	Member Count 1 Year Ago	Dropped Members Avg.Length of Service	Months Since Membership Update	Current Officers Reported ****	Current President Repeated Term	VP Reported *****	Last Date Reported Service (mm/yyyy)	Account Balance	YTD Donations
Clubs less than two years old																
182740	Brazoria County Beyond the Ordinary	06/17/2025	Active	20	0	2	-9.09%	0	0	2	N	2		10/2025		\$50.00
178159	Brazoria County South Onyx	09/03/2024	Active(1)	15	2	16	-48.28%	27	1	1	Y	2	R	11/2024	90+ Days	
190131	Calhoun County	09/15/2025	Newly Chartered	23	23	0	100.00%	0		1	Y					
180473	Houston Nigerian	02/06/2025	Active	39	0	1	-2.50%	0	1	1	Y	2	N	10/2025		\$50.00
178023	Missouri City Caribbean	08/26/2024	Active(1)	24	0	0	0.00%	24		5	Y	2	N	09/2025		
175519	Pearland Area Onyx	07/18/2024	Active	26	2	2	0.00%	32	0	2	Y	2	N	10/2025		
189812	Richmond	08/29/2025	Newly Chartered	20	20	0	100.00%	0		2	Y		N			
179334	Stafford United Lions	11/04/2024	Active	20	0	0	0.00%	0		9	Y				90+ Days	
Clubs more than two years old																
1598	ALVIN	08/07/1936	Active	43	3	1	4.88%	39	3	0	Y		N	10/2025		
1600	ANGLETON	05/17/1929	Active	28	0	0	0.00%	26		2	Y		N	09/2025	90+ Days	
151392	Angleton Danbury	06/17/2022	Active(2)	11	0	1	-8.33%	18	3	3	Y		N	01/2025	90+ Days	
1602	AUSTWELL TIVOLI L C	03/28/1967	Active	9	0	0	0.00%	11		2	Y		N	10/2025		
56904	BACLIFF-SAN LEON BAYSIDE L C Exc Award (06/30/2023)	05/03/1995	Active	27	2	0	8.00%	24		0	Y		N	09/2025		\$120.00
154785	Bay Area League of Extraordinary Lions	06/16/2023	Active	3	0	5	-62.50%	16	2	2	Y			07/2024		\$50.00
1603	BAY CITY Exc Award (06/30/2023, 06/30/2024)	09/19/1940	Active	114	1	3	-1.72%	123	3	0	Y		N	10/2025		
45643	BAY CITY EVENING	01/31/1986	Active	11	0	0	0.00%	12		4	Y	2	R	05/2025	90+ Days	
120242	Bay City Lady Lions Exc Award (06/30/2022)	08/29/2013	Active	20	0	0	0.00%	21		8	Y	3	R	02/2025		
106899	BEEVILLE Exc Award (06/30/2023)	11/18/2009	Cancelled(6*)	0	0	1	-100.00%	22	11	2	N	None		11/2024		
118273	BLESSING EFLM Exc Award (06/30/2017, 06/30/2022)	11/08/2012	Active	35	0	0	0.00%	32		4	Y	3	R	04/2025		
1606	BOLING	03/02/1948	Active	16	1	0	6.67%	14		4	Y		N	04/2025		



Club Health Assessment for District 2 S4 through October 2025

			Status	Membership						Reports				Finance	LCIF	
Club Number	Club Name	Charter Date	Times in Status Quo in Past 2 Years	Current Member Count **	YTD Members Added	YTD Members Dropped	YTD Net Growth% ***	Member Count 1 Year Ago	Dropped Members Avg.Length of Service	Months Since Membership Update	Current Officers Reported ****	Current President Repeated Term	VP Reported *****	Last Date Reported Service (mm/yyyy)	Account Balance	YTD Donations
Exc Award (06/30/2022, 06/30/2023)																
1607	BRAZORIA	11/18/1947	Active	30	1	7	-16.67%	34	9	2	Y		N	10/2025		
Exc Award (06/30/2024)																
138156	Brazoria County Hispanic	05/07/2019	Active	27	0	0	0.00%	27		28	N	None		07/2024		
47604	BRAZOSPORT BREAKFAST	06/30/1987	Active	109	4	4	0.00%	101	4	0	Y		R	09/2025		\$800.00
Exc Award (06/30/2023)																
1641	BRAZOSPORT EVENING	10/22/1970	Active	18	0	0	0.00%	17		5	Y		R	03/2025		\$1,000.00
120093	BRAZOSPORT NOON	08/01/2013	Active	11	1	0	10.00%	11		1	Y	3		10/2025		
Exc Award (06/30/2024)																
120288	Clute	09/06/2013	Active(2)	5	0	0	0.00%	7		4	N	6	R	02/2025		
1609	CUERO	10/18/1938	Active	17	0	0	0.00%	25		5	Y			02/2025		
1613	EAST BERNARD	03/19/1941	Active	26	0	0	0.00%	26		5	Y	19	N	01/2025		
1614	EDNA	10/14/1948	Active	20	0	1	-4.76%	21	0	1	Y		N	09/2025		
1615	EL CAMPO	09/09/1941	Active	29	0	1	-3.33%	32	25	1	Y		R	02/2025		
119405	EL CAMPO LADY	05/17/2013	Active	23	0	0	0.00%	23		4	Y	2	R	08/2025		
Exc Award (06/30/2023)																
1656	FIRST CAPITOL WEST COLUMBIA	08/22/1949	Active	11	5	2	37.50%	9	8	0	Y	2	N	10/2025		
1616	FREEPORT HOST	05/03/1943	Active	11	1	2	-8.33%	10	30	0	N	None		02/2025		
98909	FULSHEAR SIMONTON	03/26/2007	Active	21	0	1	-4.55%	23	15	2	Y	7	R	10/2025		
Exc Award (06/30/2018)																
1618	GALVESTON	01/26/1922	Active	24	0	1	-4.00%	25	1	0	Y		R	10/2025		
155267	Galveston County Cigar	07/25/2023	Active	41	3	6	-6.82%	35	1	0	Y		N	10/2025		\$500.00
1629	GALVESTON COUNTY GULF COAST	02/27/1948	Active	19	6	1	35.71%	17	13	0	Y		IP	10/2025		
105592	GALVESTON WEST BEACH	06/01/2009	Active	42	12	4	23.53%	29	6	0	Y		N	10/2025		\$850.00
Exc Award (06/30/2022, 06/30/2025)																
1620	GANADO	04/11/1966	Active	19	0	0	0.00%	23		7	Y			05/2025		
1621	GOLIAD	06/17/1948	Active	32	9	0	39.13%	26		1	Y		N	10/2025	90+ Days	
154656	Greater Houston	06/08/2023	Active	49	6	20	-22.22%	75	1	0	Y		R	10/2025		\$80.00
Exc Award (06/30/2023, 06/30/2024, 06/30/2025)																



Club Health Assessment for District 2 S4 through October 2025

			Status	Membership						Reports				Finance	LCIF	
Club Number	Club Name	Charter Date	Times in Status Quo in Past 2 Years	Current Member Count **	YTD Members Added	YTD Members Dropped	YTD Net Growth% ***	Member Count 1 Year Ago	Dropped Members Avg.Length of Service	Months Since Membership Update	Current Officers Reported ****	Current President Repeated Term	VP Reported *****	Last Date Reported Service (mm/yyyy)	Account Balance	YTD Donations
1622	HALLETTSVILLE	02/24/1941	Active	24	1	1	0.00%	26	4	2	Y		N	10/2025	90+ Days	\$300.00
124923	Karnes City Lions	05/21/2015	Active	14	1	1	0.00%	18	2	0	Y	4	N	09/2025		\$1,555.00
118893	KEMAH	03/06/2013	Active	25	5	1	19.05%	23	44	0	Y		IP	10/2025		
Exc Award (06/30/2021)																
1628	LAKE JACKSON	11/27/1945	Active	15	5	0	50.00%	9		1	Y	3		03/2025		\$300.00
1630	LEAGUE CITY	04/10/1952	Active(1)	52	5	2	6.12%	47	1	0	Y		N	10/2025		
47131	MANVEL	04/03/1987	Active	13	2	1	8.33%	12	0	0	Y	4	R	10/2025		
115651	Matagorda County Outdoors	12/01/2011	Active	7	0	0	0.00%	5		0	Y	2		10/2025		\$100.00
34432	MISSOURI CITY-BLUERIDGE	09/30/1977	Active	15	0	1	-6.25%	15	47	0	Y	7	R	10/2025		
1633	NEEDVILLE	03/04/1946	Active	12	0	0	0.00%	11		6	Y	2	N	08/2025		\$100.00
1634	PALACIOS	08/18/1949	Active	12	0	1	-7.69%	15	1	0	Y	2	N	02/2025	90+ Days	
Exc Award (06/30/2022, 06/30/2023, 06/30/2024)																
1636	PEARLAND	06/28/1948	Active	141	4	2	1.44%	136	7	1	Y		N	10/2025		
Exc Award (06/30/2022, 06/30/2024)																
155758	Pearland Lady	09/08/2023	Active	49	0	0	0.00%	50		4	Y		N	10/2025		\$100.00
Exc Award (06/30/2024)																
82519	PEARLAND SILVERLAKE	06/03/2004	Active	41	1	0	2.50%	39		0	Y		N	10/2025		\$190.00
Exc Award (06/30/2018, 06/30/2024, 06/30/2025)																
1640	REFUGIO	07/15/1948	Active	34	0	0	0.00%	34		16	N	None		03/2022		
1642	ROSENBERG	06/11/1931	Active	34	1	0	3.03%	31		1	Y		N	09/2025		
1646	SANTA FE	03/29/1960	Active	17	1	1	0.00%	21	2	0	Y	3	R	10/2025		
Exc Award (06/30/2023)																
121052	Sargent Area	12/30/2013	Active	43	0	1	-2.27%	52	3	3	Y	3	R	10/2025		
Exc Award (06/30/2022, 06/30/2023, 06/30/2024)																
117219	SHINER	06/18/2012	Active	45	1	4	-6.25%	50	9	0	Y		N	10/2025		
Exc Award (06/30/2024)																
1649	SUGAR LAND	05/05/1941	Active	49	2	6	-7.55%	49	11	2	Y		R	07/2025		
Exc Award (06/30/2019, 06/30/2020, 06/30/2021, 06/30/2022)																
1650	SWEENY	04/23/1945	Active	42	4	0	10.53%	40		2	Y		N	09/2025		\$200.00



Club Health Assessment for District 2 S4 through October 2025

			Status	Membership						Reports				Finance	LCIF	
Club Number	Club Name	Charter Date	Times in Status Quo in Past 2 Years	Current Member Count **	YTD Members Added	YTD Members Dropped	YTD Net Growth% ***	Member Count 1 Year Ago	Dropped Members Avg.Length of Service	Months Since Membership Update	Current Officers Reported ****	Current President Repeated Term	VP Reported *****	Last Date Reported Service (mm/yyyy)	Account Balance	YTD Donations
Exc Award (06/30/2022, 06/30/2023)																
1651	TEXAS CITY	03/01/1939	Active	10	0	2	-16.67%	14	13	1	Y		R	10/2025		
Exc Award (06/30/2023)																
42042	TEXAS CITY MAINLAND	12/03/1982	Active	31	0	0	0.00%	36		4	Y		N	02/2025		
120039	Van Vleck	07/24/2013	Active	15	0	0	0.00%	15		8	N	None		04/2025	90+ Days	
1654	VICTORIA	01/17/1925	Active	57	0	1	-1.72%	60	14	0	Y		N	10/2025		\$200.00
Exc Award (06/30/2023)																
119708	Victoria Downtown	06/19/2013	Active(2)	7	0	0	0.00%	7		4	Y	5		08/2022	90+ Days	
1657	WHARTON	05/03/1928	Active	36	0	4	-10.00%	41	3	0	Y		N	10/2025		\$50.00
Exc Award (06/30/2022, 06/30/2023, 06/30/2024)																
1658	WOODSBORO	09/16/1930	Active	16	1	2	-5.88%	23	3	1	Y		R	10/2025	90+ Days	
Exc Award (06/30/2022, 06/30/2023)																
1659	YOAKUM	07/19/1928	Active	59	0	1	-1.67%	60	24	2	Y	2		09/2025		
1660	YORKTOWN	12/19/1939	Active	43	1	0	2.38%	44		3	Y		N	06/2025	90+ Days	

Clubs Cancelled Previous Fiscal Year – Clubs Cancelled within last 12 months may be reinstated

Club Number	Club Name	Charter Date	Current Status*	Cancellation Date
1655	VICTORIA BOULEVARD	06/30/1950	Cancelled(6*)	08/29/2024

Current Total Clubs Count	YTD New Clubs Count	YTD Cancelled Clubs Count	YTD Net Club Gain	Current Total Members Count	YTD Add	YTD Drop	YTD Net Growth	YTD Net Growth %	Member Count 12 Months Ago	Average Member Count Per Club	% of Clubs with less than 20 members	% No Officer Report in 12 Months	% of Clubs with balance 90+ days	Number of Clubs in Status Quo	% Status Quo Clubs in Financial Suspension	Number of Cancelled Clubs	Average Cancelled Club Age	Members Lost Due to Cancellation	% of Clubs Cancelled for Non-Financial Reasons
69	2	1	1	2,046	137	114	23	1.14%	2,020	30	38%	4%	17%	0	0%	1	90	1	100%

* - P - Priority Club. Cancellation Reasons: 1-Objectives/conduct, 2-Non-active club, 5-Non-existing club, 6-Disbanding, 7-Merger, 8-Financial Suspension, 9-District/Multiple District Dues.

** Red denotes below 15 active members.

*** Red denotes 20% + loss.

**** Y - all 3 (President, Secretary, Treasurer) club officers reported, N - not all 3 reported.

***** Abbreviation: N-New, IP-Immediate Past, R-Repeat.



Club Health Assessment for District 2 S5 through October 2025

			Status	Membership						Reports				Finance	LCIF	
Club Number	Club Name	Charter Date	Times in Status Quo in Past 2 Years	Current Member Count **	YTD Members Added	YTD Members Dropped	YTD Net Growth% ***	Member Count 1 Year Ago	Dropped Members Avg.Length of Service	Months Since Membership Update	Current Officers Reported ****	Current President Repeated Term	VP Reported *****	Last Date Reported Service (mm/yyyy)	Account Balance	YTD Donations
Clubs less than two years old																
190681	Lake Somerville	10/29/2025	Newly Chartered	24	24	0	100.00%	0		0	Y		N			
Clubs more than two years old																
1522	BELLVILLE	11/20/1940	Active	104	1	0	0.97%	105		1	Y		N	04/2022		
84358	BLINN COLLEGE	10/29/2004	Active	13	9	9	0.00%	21	1	0	Y		N	09/2025		
Exc Award (06/30/2022, 06/30/2023)																
1525	BRENNHAM EVENING	09/01/1936	Active	22	1	0	4.76%	22		2	Y	2	N	02/2024		\$21.00
Exc Award (06/30/2022)																
1526	BRENNHAM NOON	04/03/1969	Active	19	0	0	0.00%	21		4	Y	13		07/2022		
1527	BRYAN	08/28/1923	Active	60	8	15	-10.45%	66	13	0	Y		N	10/2025	90+ Days	\$1,000.00
1532	CALDWELL	02/12/1948	Active	22	2	0	10.00%	21		3	Y	2	R	10/2025		\$1,000.00
49848	CALDWELL BURLESON COUNTY	09/15/1989	Active	27	0	5	-15.63%	33	9	0	Y	2	R	10/2025		
Exc Award (06/30/2017, 06/30/2018, 06/30/2019, 06/30/2021, 06/30/2022, 06/30/2023)																
51093	CALDWELL EARLY EVENING	12/03/1990	Active	11	3	3	0.00%	16	7	2	Y	2	R	08/2023		
Exc Award (06/30/2017, 06/30/2023)																
1537	CARMINE	02/18/1972	Active	38	0	0	0.00%	37		5	Y		N	10/2023		
Exc Award (06/30/2021, 06/30/2022, 06/30/2023)																
1539	COLLEGE STATION	10/23/1950	Active	131	3	8	-3.68%	138	4	0	Y		N	10/2025		\$15,600.00
Exc Award (06/30/2019, 06/30/2024)																
125004	College Station Evening	05/29/2015	P- Active	0	0	0	0.00%	0		13	N	None		02/2024		
Exc Award (06/30/2022)																
1538	COLLEGE STATION MORNING	07/11/1973	Active	11	0	0	0.00%	12		4	Y	3		10/2021		
1540	COLUMBUS	06/04/1943	Active	106	3	2	0.95%	96	6	0	Y		N	09/2025		\$100.00
Exc Award (06/30/2017, 06/30/2022, 06/30/2023, 06/30/2024)																
49975	DIME BOX	11/27/1989	Active	40	0	4	-9.09%	44	9	2	Y		R	05/2025		
Exc Award (06/30/2018, 06/30/2022, 06/30/2023, 06/30/2024)																
1543	EAGLE LAKE NOON	06/26/1941	Active	25	2	2	0.00%	25	12	0	Y		N	07/2023		



Club Health Assessment for District 2 S5 through October 2025

			Status	Membership						Reports				Finance		LCIF
Club Number	Club Name	Charter Date	Times in Status Quo in Past 2 Years	Current Member Count **	YTD Members Added	YTD Members Dropped	YTD Net Growth% ***	Member Count 1 Year Ago	Dropped Members Avg.Length of Service	Months Since Membership Update	Current Officers Reported ****	Current President Repeated Term	VP Reported *****	Last Date Reported Service (mm/yyyy)	Account Balance	YTD Donations
Exc Award (06/30/2017)																
1546	FAYETTEVILLE	10/13/1966	Active	76	6	0	8.57%	71		1	Y	3	R	07/2024		
38888	FLATONIA	09/29/1980	Active	36	2	4	-5.26%	39	14	0	Y		N	06/2025		
1549	GARWOOD	01/26/1948	Active	21	0	4	-16.00%	25	47	0	Y	7	R	02/2019		
99420	GERONIMO LIONS	05/22/2007	Active	35	1	0	2.94%	35		0	Y		N	08/2025		
1552	GIDDINGS	08/22/1928	Active	78	2	2	0.00%	75	2	3	Y		N	09/2025		
Exc Award (06/30/2017, 06/30/2021, 06/30/2022)																
39986	GIDDINGS BREAKFAST	06/12/1981	Active	95	4	1	3.26%	93	1	2	Y		N	10/2025		\$92.00
Exc Award (06/30/2021, 06/30/2022, 06/30/2023)																
63598	GIDDINGS EVENING	10/02/2000	Active	6	0	0	0.00%	11		5	N	4		05/2025		\$25.00
Exc Award (06/30/2023, 06/30/2024)																
47663	GIDDINGS NEW HORIZONS	08/05/1987	Active	79	6	1	6.76%	78	4	0	Y		N	10/2025		\$100.00
Exc Award (06/30/2020, 06/30/2021, 06/30/2022)																
50444	GONZALES BREAKFAST	04/23/1990	Active	13	0	0	0.00%	14		4	N	None		10/2023		
1553	GONZALES NOON	05/03/1940	Active	81	7	6	1.25%	68	4	0	Y		N	03/2025		\$10,121.00
Exc Award (06/30/2017, 06/30/2021, 06/30/2024)																
1557	HEARNE	09/09/1947	Active	21	1	0	5.00%	19		4	Y	4	R	04/2019		
1558	HILLTOP LAKES	03/10/1967	Active	53	3	2	1.92%	53	22	0	Y		N	08/2025		
Exc Award (06/30/2022, 06/30/2023)																
1560	INDUSTRY WEST END	06/14/1971	Active	25	0	0	0.00%	26		4	N	None		11/2021		
48641	LA GRANGE BLUEBONNET	06/08/1988	Active	21	1	2	-4.55%	21	8	0	Y	2	N	08/2025		
Exc Award (06/30/2019, 06/30/2020)																
1565	LA GRANGE EVENING	11/03/1966	Active	35	0	0	0.00%	39		5	Y			06/2022		
Exc Award (06/30/2022)																
1564	LA GRANGE NOON	08/28/1928	Active	90	6	3	3.45%	100	7	0	Y		N	10/2025		\$500.00
Exc Award (06/30/2020, 06/30/2023)																
1566	LEXINGTON	12/17/1953	Active	41	1	4	-6.82%	50	5	3	Y	3		04/2025		
Exc Award (06/30/2022, 06/30/2023, 06/30/2024)																
1571	MADISONVILLE	03/18/1948	Active	18	1	0	5.88%	17		1	Y	7		05/2022		\$25.00



Club Health Assessment for District 2 S5 through October 2025

			Status	Membership						Reports				Finance	LCIF	
Club Number	Club Name	Charter Date	Times in Status Quo in Past 2 Years	Current Member Count **	YTD Members Added	YTD Members Dropped	YTD Net Growth% ***	Member Count 1 Year Ago	Dropped Members Avg.Length of Service	Months Since Membership Update	Current Officers Reported ****	Current President Repeated Term	VP Reported *****	Last Date Reported Service (mm/yyyy)	Account Balance	YTD Donations
1576	NAVASOTA	10/04/1948	Active	27	3	0	12.50%	24		1	Y		N	12/2023	90+ Days	\$25.00
47083	NAVASOTA NOON	03/30/1987	Active	28	9	13	-12.50%	32	12	0	Y		IP	10/2025		
Exc Award (06/30/2018)																
46535	NEW BADEN CAMP CREEK EVENING	09/22/1986	Active(1)	27	0	0	0.00%	30		0	Y	3		12/2021		
54329	NEW ULM	04/12/1993	Active	14	0	3	-17.65%	13	21	3	Y		R	06/2022		
1579	NIXON	09/09/1941	Active	12	0	0	0.00%	13		3	Y	2	R	02/2023		\$25.00
104953	PAIGE	03/12/2009	Active	44	0	3	-6.38%	46	12	1	Y		N	06/2025		
Exc Award (06/30/2021, 06/30/2022, 06/30/2023)																
130508	Round Top	03/24/2017	Active	23	8	0	53.33%	15		2	Y	9	R	03/2024		
Exc Award (06/30/2021)																
1585	SCHULENBURG	11/15/1966	Active	26	1	1	0.00%	30	24	3	Y	6	N	05/2022		\$26.00
Exc Award (06/30/2022)																
1586	SEALY	12/20/1968	Active	22	9	0	69.23%	13		0	Y	3	R	03/2025		
1587	SEGUIN NOON	02/27/1940	Active	34	0	0	0.00%	37		1	Y		N	10/2025		\$1,034.00
Exc Award (06/30/2024)																
39119	SEGUIN SUNRISE	12/23/1980	Active	25	2	4	-7.41%	26	4	0	Y		N	10/2025		\$500.00
Exc Award (06/30/2022, 06/30/2023)																
49887	SEGUIN SUNSET	10/19/1989	Active	13	1	1	0.00%	14	16	0	Y	2	R	10/2025		
Exc Award (06/30/2022, 06/30/2023)																
1589	SHERIDAN	03/30/1964	Active	46	3	0	6.98%	40		3	Y		N	10/2025	90+ Days	
Exc Award (06/30/2017)																
1590	SMITHVILLE	02/17/1927	Active	51	4	1	6.25%	45	7	0	Y		N	05/2025		
1591	SNOOK	03/20/1967	Active	25	0	1	-3.85%	27	1	3	Y		IP	12/2023		
63111	WAELDER NEW MILLENNIUM	05/03/2000	Active	6	1	0	20.00%	7		0	Y	5	R	10/2025		
Exc Award (06/30/2022)																
110138	WASHINGTON COUNTY LADIES	01/19/2011	Active	54	1	0	1.89%	51		2	Y		IP	10/2025		
Exc Award (06/30/2018, 06/30/2024)																
1596	WEIMAR	02/03/1948	Active	63	1	0	1.61%	61		3	Y		N	10/2025		\$62.00
51604	WEIMAR ENCORE	05/07/1991	Active	42	1	3	-4.55%	44	4	0	Y		N	10/2025		\$800.00
Exc Award (06/30/2021, 06/30/2023, 06/30/2024)																



Club Health Assessment for District 2 S5 through October 2025

INTERNATIONAL

						Status				Membership				Reports				Finance		LCIF
Club Number	Club Name	Charter Date			Times in Status Quo in Past 2 Years		Current Member Count **	YTD Members Added	YTD Members Dropped	YTD Net Growth% ***	Member Count 1 Year Ago	Dropped Members Avg.Length of Service	Months Since Membership Update	Current Officers Reported ****	Current President Repeated Term	VP Reported *****	Last Date Reported Service (mm/yyyy)	Account Balance	YTD Donations	
48759	WELLBORN	06/24/1988				Active	26	4	0	18.18%	20		0	Y		N	12/2023			
Exc Award (06/30/2023)																				
Current Total Clubs Count	YTD New Clubs Count	YTD Cancelled Clubs Count	YTD Net Club Gain	Current Total Members Count	YTD Add	YTD Drop	YTD Net Growth %	YTD Net Growth %	Member Count 12 Months Ago	Average Member Count Per Club	% of Clubs with less than 20 members	% No Officer Report in 12 Months	% of Clubs with balance 90+ days	Number of Clubs in Status Quo	% Status Quo Clubs in Financial Suspension	Number of Cancelled Clubs	Average Cancelled Club Age	Members Lost Due to Cancellation	% of Clubs Cancelled for Non-Financial Reasons	
54	1	0	1	2,085	145	107	38	1.86%	2,079	39	22%	2%	6%	0	0%	0	0	0	0%	

* - P - Priority Club. Cancellation Reasons: 1-Objectives/conduct, 2-Non-active club, 5-Non-existing club, 6-Disbanding, 7-Merger, 8-Financial Suspension, 9-District/Multiple District Dues.

** Red denotes below 15 active members.

*** Red denotes 20% + loss.

**** Y - all 3 (President, Secretary, Treasurer) club officers reported, N - not all 3 reported.

***** Abbreviation: N-New, IP-Immediate Past, R-Repeat.




Club Health Assessment for District 3 E through October 2025

			Status	Membership						Reports				Finance		LCIF
Club Number	Club Name	Charter Date	Times in Status Quo in Past 2 Years	Current Member Count **	YTD Members Added	YTD Members Dropped	YTD Net Growth% ***	Member Count 1 Year Ago	Dropped Members Avg.Length of Service	Months Since Membership Update	Current Officers Reported ****	Current President Repeated Term	VP Reported *****	Last Date Reported Service (mm/yyyy)	Account Balance	YTD Donations
Clubs less than two years old																
157521	Bokoshe	03/26/2024	Active	27	0	2	-6.90%	41	1	0	Y	3	N	08/2025		
Clubs more than two years old																
1661	BARTLESVILLE	05/04/1921	Active	29	0	1	-3.33%	30	21	0	Y		N	08/2025	90+ Days	\$1,520.00
1896	BRISTOW	11/30/1921	Active	31	0	0	0.00%	31		12	Y		N	05/2023		
47013	BROKEN ARROW	03/05/1987	Active	13	0	0	0.00%	10		4	Y			06/2019		
1702	BROKEN BOW	03/07/1929	Active	13	0	0	0.00%	16		5	Y	4	R	05/2024		\$100.00
Exc Award (06/30/2018)																
1664	CHECOTAH	11/18/1921	Active	26	2	2	0.00%	26	6	0	Y	2		12/2018		
43131	CLAYTON	11/21/1983	Active	22	0	0	0.00%	20		6	Y	4	N	12/2023		
1667	COWETA	02/02/1940	Active	16	0	0	0.00%	16		12	Y	4	R	08/2016		
1668	DEWEY	05/13/1952	Active	8	0	0	0.00%	11		4	Y		N	06/2017		
1669	FAIRLAND	10/27/1953	Active	18	0	1	-5.26%	18	3	1	Y		N	09/2025		
1714	HEAVENER	01/30/1923	Active	22	0	2	-8.33%	24	2	2	Y		N	12/2013		
1671	HENRYETTA	05/17/1929	Active	58	3	2	1.75%	55	30	1	Y		N	06/2025		
Exc Award (06/30/2016, 06/30/2018, 06/30/2021)																
43705	HOLDENVILLE	04/30/1984	Active	15	0	3	-16.67%	16	3	0	Y		R	10/2025		
1717	HUGO	06/11/1919	Active(1)	20	0	0	0.00%	13		5	Y		N	09/2025		
1718	IDABEL	12/14/1928	Active	27	0	0	0.00%	28		7	Y	2		03/2017		\$250.00
64980	JAY	02/06/2002	Active	10	0	0	0.00%	10		12	Y	5		02/2019		
1725	MC ALESTER	06/13/1918	Active	25	2	0	8.70%	30		0	Y		N	10/2025		
1676	MIAMI	03/18/1921	Active	11	1	0	10.00%	14		3	Y	7		06/2016	90+ Days	
1678	MORRIS	01/24/1961	Active	9	0	0	0.00%	15		2	Y	5		11/2010		
44934	MULDROW	05/09/1985	Active	8	0	0	0.00%	8		12	Y	5				
1679	MUSKOGEE	10/26/1916	Active	20	0	4	-16.67%	25	20	2	Y		N	05/2019		
1681	NOWATA	04/20/1948	Active	6	0	0	0.00%	6		12	Y	8				
1683	OKMULGEE	02/05/1919	Active	24	6	0	33.33%	31		0	Y	2	R	10/2025		\$250.00



Club Health Assessment for District 3 E through October 2025

			Status	Membership						Reports				Finance	LCIF	
Club Number	Club Name	Charter Date	Times in Status Quo in Past 2 Years	Current Member Count **	YTD Members Added	YTD Members Dropped	YTD Net Growth***	Member Count 1 Year Ago	Dropped Members Avg.Length of Service	Months Since Membership Update	Current Officers Reported ****	Current President Repeated Term	VP Reported *****	Last Date Reported Service (mm/yyyy)	Account Balance	YTD Donations
40488	POCOLA	11/17/1981	Active	15	1	0	7.14%	14		3	Y	2	R	06/2025	90+ Days	\$100.00
1686	PORTER	04/29/1964	Active	16	0	0	0.00%	16		2	Y		R	09/2015		
1727	POTEAU EVENING	01/17/1961	Active	7	0	0	0.00%	7		1	Y	3	R	10/2023		\$480.50
1687	PRYOR	09/23/1948	Active	18	0	4	-18.18%	23	5	2	Y	3	N	07/2025		\$100.00
1689	SALLISAW	04/11/1938	Active	56	0	3	-5.08%	60	3	2	Y		N	04/2018		\$1,020.00
Exc Award (06/30/2016)																
1926	SAPULPA	06/10/1949	Active	15	0	2	-11.76%	17	33	1	Y		N	04/2017		
61326	TAHLEQUAH	12/07/1998	Active	10	0	0	0.00%	10		7	Y	2		10/2018		
1733	TALIHINA	06/08/1929	Active	8	0	0	0.00%	8		12	Y	5	R	06/2015		
1933	TULSA DOWNTOWN	10/11/1916	Active	34	1	0	3.03%	34		1	Y		N	09/2025		\$5.00
Exc Award (06/30/2021)																
1928	TULSA METRO-MC CULLOUGH	02/09/1956	Active	9	0	0	0.00%	9		15	Y	12		06/2018	90+ Days	
36432	VIAN	01/18/1979	Active	7	0	0	0.00%	8		5	Y	4	R	11/2023		
1693	VINITA	04/15/1931	Active	50	1	0	2.04%	56		0	Y		N	07/2023		\$100.00
1694	WAGONER	05/20/1946	Active	22	1	0	4.76%	22		2	Y		N	10/2025		
1737	WILBURTON	05/04/1922	Active	22	6	1	29.41%	25	4	2	Y		IP	08/2025		\$80.00
1697	WYANDOTTE	04/22/1958	Active	9	0	0	0.00%	13		5	Y	13	N	10/2023		

Clubs Cancelled Previous Fiscal Year – Clubs Cancelled within last 12 months may be reinstated

Club Number	Club Name	Charter Date	Current Status*	Cancellation Date
67489	BROKEN ARROW NOON	03/26/2003	Cancelled(6*)	06/29/2025

Current Total Clubs Count	YTD New Clubs Count	YTD Cancelled Clubs Count	YTD Net Club Gain	Current Total Members Count	YTD Add	YTD Drop	YTD Net Growth	YTD Net Growth %	Member Count 12 Months Ago	Average Member Count Per Club	% of Clubs with less than 20 members	% No Officer Report in 12 Months	% of Clubs with balance 90+ days	Number of Clubs in Status Quo	% Status Quo Clubs in Financial Suspension	Number of Cancelled Clubs	Average Cancelled Club Age	Members Lost Due to Cancellation	% of Clubs Cancelled for Non-Financial Reasons
38	0	0	0	756	24	27	-3	-0.40%	816	20	55%	0%	11%	0	0%	0	0	0	0%



Club Health Assessment for District 3 E through October 2025

			Status	Membership					Reports					Finance	LCIF	
Club Number	Club Name	Charter Date	Times in Status Quo in Past 2 Years	Current Member Count **	YTD Members Added	YTD Members Dropped	YTD Net Growth% ***	Member Count 1 Year Ago	Dropped Members Avg.Length of Service	Months Since Membership Update	Current Officers Reported ****	Current President Repeated Term	VP Reported *****	Last Date Reported Service (mm/yyyy)	Account Balance	YTD Donations

* - P - Priority Club. Cancellation Reasons: 1-Objectives/conduct, 2-Non-active club, 5-Non-existing club, 6-Disbanding, 7-Merger, 8-Financial Suspension, 9-District/Multiple District Dues.

** Red denotes below 15 active members.

*** Red denotes 20% + loss.

**** Y - all 3 (President, Secretary, Treasurer) club officers reported, N - not all 3 reported.

***** Abbreviation: N-New, IP-Immediate Past, R-Repeat.




Club Health Assessment for District 3 NW through October 2025

			Status		Membership					Reports				Finance		LCIF
Club Number	Club Name	Charter Date	Times in Status Quo in Past 2 Years	Current Member Count **	YTD Members Added	YTD Members Dropped	YTD Net Growth% ***	Member Count 1 Year Ago	Dropped Members Avg.Length of Service	Months Since Membership Update	Current Officers Reported ****	Current President Repeated Term	VP Reported *****	Last Date Reported Service (mm/yyyy)	Account Balance	YTD Donations
Clubs more than two years old																
1794	BALKO	04/09/1973	Active(1)	17	0	1	-5.56%	18	2	3	N		N	04/2022		
1797	BURLINGTON	12/15/1965	Active	19	0	0	0.00%	19		17	N	None				
1798	CANTON	11/14/1929	Active(2)	7	0	0	0.00%	7		23	N				90+ Days	
1898	CHANDLER	01/10/1946	Active	54	1	4	-5.26%	55	24	1	Y		N	10/2015		
1800	CHEROKEE	05/04/1928	Active	12	0	5	-29.41%	17	3	2	Y		R	08/2025	90+ Days	
1803	CRESCENT	03/23/1935	Active	11	0	0	0.00%	11		19	N	None		06/2015		
1900	CUSHING	04/20/1921	Active	28	0	2	-6.67%	29	11	0	Y	2	N	07/2022		
Exc Award (06/30/2019)																
1901	DAVENPORT	03/18/1954	Active	13	0	0	0.00%	13		14	Y	9	R	10/2020		
1809	FAIRVIEW	04/25/1928	Active	68	2	0	3.03%	64		0	Y		N	06/2019		
1812	GARBER	09/06/1948	Active	12	0	0	0.00%	12		0	Y	5	N	07/2023		\$150.00
1814	GOODWELL	08/30/1948	Active	2	0	0	0.00%	2		24	Y	7	R	05/2025		
1815	GUTHRIE	11/10/1919	Active(1)	24	0	10	-29.41%	35	27	2	Y	3	R	05/2025		
1816	GUYMON	06/27/1928	Active	31	0	0	0.00%	31		2	N	None		04/2024	90+ Days	
1817	HELENA	04/17/1951	Active	9	0	0	0.00%	9		38	N	None		12/2017		
1818	HENNESSEY	01/25/1934	Active	25	1	2	-3.85%	26	18	0	Y	7		10/2025		
30757	JET	05/06/1975	Active	17	0	0	0.00%	17		0	Y	9	N	07/2025		
1822	KINGFISHER	02/29/1932	Active	34	0	0	0.00%	41		4	Y		N	05/2019		
1823	KREMLIN	04/04/1966	Active	22	0	3	-12.00%	27	9	1	Y		N	08/2023		
1827	LAVERNE	01/20/1947	Active	19	0	0	0.00%	19		3	Y	4	R	07/2025		
Exc Award (06/30/2024)																
1828	LOMEGA L C	12/26/1972	Active	15	0	0	0.00%	15		16	N	None		06/2025		
1832	MEDFORD	10/20/1927	Active	9	0	0	0.00%	10		2	N	None		12/2023		
1911	MORRISON	04/18/1967	Active	36	0	0	0.00%	32		4	Y		N	05/2012		
1829	MULHALL-ORLANDO	03/17/1970	Active	10	0	0	0.00%	11		6	N		N	03/2025		
1913	NEWKIRK	12/08/1950	Active	16	0	0	0.00%	16		20	Y	8		08/2025		
1808	NORTH ENID	08/30/1962	Active	35	5	0	16.67%	33		0	Y		N	10/2025		\$1,460.00



Club Health Assessment for District 3 NW through October 2025

			Status	Membership						Reports				Finance	LCIF	
Club Number	Club Name	Charter Date	Times in Status Quo in Past 2 Years	Current Member Count **	YTD Members Added	YTD Members Dropped	YTD Net Growth% ***	Member Count 1 Year Ago	Dropped Members Avg.Length of Service	Months Since Membership Update	Current Officers Reported ****	Current President Repeated Term	VP Reported *****	Last Date Reported Service (mm/yyyy)	Account Balance	YTD Donations
Exc Award (06/30/2017)																
1835	OKARCHE	11/30/1949	Active	42	0	0	0.00%	45		4	Y		N	10/2022	90+ Days	
1918	PERKINS	01/05/1950	Active	23	0	0	0.00%	25		1	Y		N	07/2025		\$150.00
1919	PERRY	01/14/1926	Active	30	2	1	3.45%	33	3	1	Y		N	10/2024		\$750.00
1921	PONCA CITY AFTER FIVE	04/28/1965	Active	16	3	3	0.00%	15	3	1	Y	3	R	08/2024		
1920	PONCA CITY NOON	06/30/1922	Active	46	5	0	12.20%	44		2	Y		N	10/2025		\$700.00
Exc Award (06/30/2023)																
1922	PRAGUE	05/16/1949	Active	34	2	1	3.03%	27	7	1	Y		N	07/2025		\$100.00
35025	RINGWOOD	02/13/1978	Active	10	0	0	0.00%	10		16	N	None		09/2018	90+ Days	
1837	SEILING	12/10/1929	Active	12	0	0	0.00%	13		9	N	None		09/2015	90+ Days	
1930	STILLWATER NOON	06/03/1965	Active	91	5	1	4.60%	85	39	0	Y		N	10/2025		\$140.00
Exc Award (06/30/2022, 06/30/2023, 06/30/2024, 06/30/2025)																
1931	STROUD	06/12/1941	Active	24	0	4	-14.29%	26	16	0	Y		N	07/2023		
1841	WAKITA	10/04/1929	Active	22	0	1	-4.35%	23	23	0	Y		R	12/2015		
1842	WATONGA	03/23/1950	Active	20	0	1	-4.76%	22	1	3	N	None		10/2023		
1790	WEATHERFORD	04/17/1962	Active	12	0	0	0.00%	12		30	N	3		08/2023		
1845	WOODWARD	01/23/1928	Active	20	2	0	11.11%	24		0	Y	17	R			


Clubs Cancelled Previous Fiscal Year – Clubs Cancelled within last 12 months may be reinstated

Club Number	Club Name	Charter Date	Current Status*	Cancellation Date
1802	COVINGTON	11/24/1964	Cancelled(6*)	12/30/2024

Current Total Clubs Count	YTD New Clubs Count	YTD Cancelled Clubs Count	YTD Net Club Gain	Current Total Members Count	YTD Add	YTD Drop	YTD Net Growth	YTD Net Growth %	Member Count 12 Months Ago	Average Member Count Per Club	% of Clubs with less than 20 members	% No Officer Report in 12 Months	% of Clubs with balance 90+ days	Number of Clubs in Status Quo	% Status Quo Clubs in Financial Suspension	Number of Cancelled Clubs	Average Cancelled Club Age	Members Lost Due to Cancellation	% of Clubs Cancelled for Non-Financial Reasons
39	0	0	0	947	28	39	-11	-1.15%	973	24	49%	18%	15%	0	0%	0	0	0	0%



Club Health Assessment for District 3 NW through October 2025

		Status							Membership			Reports				Finance	LCIF
Club Number	Club Name	Charter Date	Times in Status Quo in Past 2 Years	Current Member Count **	YTD Members Added	YTD Members Dropped	YTD Net Growth% ***	Member Count 1 Year Ago	Dropped Members Avg.Length of Service	Months Since Membership Update	Current Officers Reported ****	Current President Repeated Term	VP Reported *****	Last Date Reported Service (mm/yyyy)	Account Balance	YTD Donations	

* - P - Priority Club. Cancellation Reasons: 1-Objectives/conduct, 2-Non-active club, 5-Non-existing club, 6-Disbanding, 7-Merger, 8-Financial Suspension, 9-District/Multiple District Dues.

** Red denotes below 15 active members.

*** Red denotes 20% + loss.

**** Y - all 3 (President, Secretary, Treasurer) club officers reported, N - not all 3 reported.

***** Abbreviation: N-New, IP-Immediate Past, R-Repeat.




Club Health Assessment for District 3 SW through October 2025

			Status	Membership						Reports				Finance	LCIF	
Club Number	Club Name	Charter Date	Times in Status Quo in Past 2 Years	Current Member Count **	YTD Members Added	YTD Members Dropped	YTD Net Growth% ***	Member Count 1 Year Ago	Dropped Members Avg.Length of Service	Months Since Membership Update	Current Officers Reported ****	Current President Repeated Term	VP Reported *****	Last Date Reported Service (mm/yyyy)	Account Balance	YTD Donations
Clubs more than two years old																
1698	ADA	05/08/1919	Active	45	1	4	-6.25%	51	6	0	Y	2	N	10/2025		
Exc Award (06/30/2016, 06/30/2018, 06/30/2023)																
1740	ALTUS	04/15/1941	Active	21	7	1	40.00%	14	1	0	Y	2	N	01/2025	90+ Days	\$950.00
Exc Award (06/30/2017)																
1742	ANADARKO	03/01/1949	Active	31	4	0	14.81%	27		0	N		N	10/2025		\$2,100.00
1743	ARDMORE	03/12/1917	Active	27	0	2	-6.90%	29	3	1	Y	2	N	11/2019		
Exc Award (06/30/2016)																
1700	ATOKA	03/13/1940	Active	19	0	0	0.00%	28		3	Y	2		06/2019		
Exc Award (06/30/2016, 06/30/2019)																
67211	BINGER	02/05/2003	Active(1)	9	0	0	0.00%	9		103	N	None		11/2016	90+ Days	
1747	CACHE	11/20/1958	Active	11	0	1	-8.33%	12	29	0	Y	25	N	10/2025		
1748	CANUTE	08/10/1961	Active	33	1	0	3.13%	35		3	Y	6	R	04/2018	90+ Days	
1853	CHICKASHA	07/28/1917	Active	31	2	2	0.00%	29	2	0	Y		N	02/2024		
1750	CLINTON	04/07/1947	Active	18	0	3	-14.29%	20	12	3	N	None		06/2015		
66624	CORDELL	09/19/2002	Active	8	0	0	0.00%	11		9	N		IP	04/2019		
1756	DUNCAN	07/07/1949	Active	21	0	0	0.00%	22		4	N		N	06/2020		
1708	DURANT	01/02/1920	Active	28	2	3	-3.45%	27	3	3	N		N	08/2024		
1856	EDMOND	03/26/1963	Active	15	0	2	-11.76%	18	4	3	Y	2	N	11/2024		
Exc Award (06/30/2018)																
1857	EL RENO	08/16/1917	Active	13	0	2	-13.33%	16	3	2	Y		N	11/2017		
49248	EL RENO CANADIAN VALLEY	02/27/1989	Active	19	1	4	-13.64%	20	9	1	Y	4	N			
1759	ELK CITY	05/25/1948	Active	12	0	0	0.00%	14		6	Y	5		05/2018		
1763	FREDERICK	03/04/1920	Active	20	0	0	0.00%	22		3	Y		N	08/2023		
1765	GRANITE	05/21/1948	Active	19	1	3	-9.52%	24	3	1	Y	2	N	04/2024		
1858	HARRAH	09/19/1962	Active	16	0	0	0.00%	19		2	Y	2	R	11/2021		
1767	HEALDTON	04/29/1926	Active	11	0	1	-8.33%	12	7	2	N	6	N	07/2018		
52445	HINTON	01/27/1992	Active	14	5	1	40.00%	10	7	0	Y		N	07/2022		
1768	HOBART	05/26/1949	Active	21	3	2	5.00%	22	8	0	Y		N	06/2025		



Club Health Assessment for District 3 SW through October 2025

			Status	Membership					Reports					Finance		LCIF
Club Number	Club Name	Charter Date	Times in Status Quo in Past 2 Years	Current Member Count **	YTD Members Added	YTD Members Dropped	YTD Net Growth% ***	Member Count 1 Year Ago	Dropped Members Avg.Length of Service	Months Since Membership Update	Current Officers Reported ****	Current President Repeated Term	VP Reported *****	Last Date Reported Service (mm/yyyy)	Account Balance	YTD Donations
1772	LAWTON NOON	02/27/1941	Active	28	1	0	3.70%	22		1	Y	2	R	10/2025	90+ Days	
	Exc Award (06/30/2017)															
105627	LAWTON PATRIOTS	06/01/2009	Cancelled(6*)	0	0	0	0.00%	7		4	N	None		01/2020		
1776	MANGUM	10/30/1958	Cancelled(6*)	0	0	0	0.00%	8		4	N	None		01/2020		
1777	MARLOW	01/14/1927	Active	37	1	0	2.78%	37		3	Y				90+ Days	
1863	MIDWEST CITY	01/29/1945	Active	8	0	0	0.00%	8		4	Y	7	R	10/2023		
1867	MUSTANG	11/02/1964	Active	32	9	0	39.13%	21		2	N	7		08/2019	90+ Days	
1870	NORMAN	01/16/1920	Active	37	0	0	0.00%	33		4	Y		N			
1871	NORMAN SOONER	04/09/1963	Active	6	0	0	0.00%	9		4	Y			08/2021		\$120.00
1874	OKLA CITY CAPITOLHILL	12/31/1931	Active	12	0	0	0.00%	13		0	N	None		12/2023		
1877	OKLAHOMA CITY NORTHWEST	08/23/1961	Active	25	3	0	13.64%	23		0	Y		N	09/2025	90+ Days	
	Exc Award (06/30/2016)															
1880	OKLAHOMA CITY WEST SIDE	04/24/1951	Active	15	0	0	0.00%	15		4	Y		N	10/2025		\$299.99
108808	PAULS VALLEY	06/25/2010	Active	5	0	0	0.00%	13		9	N			09/2021		
1882	POCASSET	06/01/1967	Active	32	0	0	0.00%	30		2	Y		N	04/2018		
1883	PURCELL	04/22/1947	Active	11	0	0	0.00%	11		12	Y	4	N		90+ Days	
1884	RUSH SPRINGS	05/13/1932	Active	16	0	0	0.00%	16		3	N	2				
1730	SEMINOLE	04/30/1935	Active	56	3	2	1.82%	54	7	0	Y		N	09/2025		
	Exc Award (06/30/2018)															
1885	SHAWNEE	12/21/1919	Active	26	0	0	0.00%	27		5	Y	2	N	10/2025	90+ Days	
	Exc Award (06/30/2020)															
1887	SURREY HILLS	04/26/1973	Active	15	0	0	0.00%	18		6	N			09/2018		
1888	THE VILLAGE	03/11/1953	Active	17	0	0	0.00%	17		15	N	None		03/2019		\$60.00
1734	TISHOMINGO	03/07/1955	Active	19	0	0	0.00%	19		15	N	None		10/2020		
1890	UNION CITY	04/18/1958	Active	20	0	2	-9.09%	21	2	0	Y		N	04/2019		
1787	VELMA ALMA	10/14/1952	Active	12	0	0	0.00%	12		13	N	None		08/2022	90+ Days	
1892	WANETTE	04/27/1965	Active	9	0	0	0.00%	9		4	Y		IP	04/2025	90+ Days	
1789	WAURIKA	02/04/1946	Active	8	0	1	-11.11%	11	50	0	Y			02/2019		
1736	WEWOKA	06/24/1926	Active	21	2	0	10.53%	19		1	Y		N	10/2023	90+ Days	\$250.00



Club Health Assessment for District 3 SW through October 2025

			Status	Membership					Reports				Finance	LCIF		
Club Number	Club Name	Charter Date	Times in Status Quo in Past 2 Years	Current Member Count **	YTD Members Added	YTD Members Dropped	YTD Net Growth% ***	Member Count 1 Year Ago	Dropped Members Avg.Length of Service	Months Since Membership Update	Current Officers Reported ****	Current President Repeated Term	VP Reported *****	Last Date Reported Service (mm/yyyy)	Account Balance	YTD Donations

Clubs Cancelled Previous Fiscal Year – Clubs Cancelled within last 12 months may be reinstated

Club Number	Club Name	Charter Date	Current Status*	Cancellation Date
1723	KONAWA	09/23/1927	Cancelled(8*)	12/30/2024
30319	LAWTON N E	03/11/1975	Cancelled(6*)	08/29/2024
1860	LINDSAY	04/07/1947	Cancelled(8*)	12/30/2024
1775	LONE WOLF	01/09/1950	Cancelled(8*)	12/30/2024
1778	MARIETTA	11/06/1946	Cancelled(8*)	12/30/2024
123242	Newcastle Community	09/30/2014	Cancelled(8*)	12/30/2024

Current Total Clubs Count	YTD New Clubs Count	YTD Cancelled Clubs Count	YTD Net Club Gain	Current Total Members Count	YTD Add	YTD Drop	YTD Net Growth	YTD Net Growth %	Member Count 12 Months Ago	Average Member Count Per Club	% of Clubs with less than 20 members	% No Officer Report in 12 Months	% of Clubs with balance 90+ days	Number of Clubs in Status Quo	% Status Quo Clubs in Financial Suspension	Number of Cancelled Clubs	Average Cancelled Club Age	Members Lost Due to Cancellation	% of Clubs Cancelled for Non-Financial Reasons
46	0	2	-2	929	46	36	10	1.09%	964	20	57%	7%	26%	0	0%	2	235	0	-150%

* - P - Priority Club. Cancellation Reasons: 1-Objectives/conduct, 2-Non-active club, 5-Non-existing club, 6-Disbanding, 7-Merger, 8-Financial Suspension, 9-District/Multiple District Dues.

** Red denotes below 15 active members.

*** Red denotes 20% + loss.

**** Y - all 3 (President, Secretary, Treasurer) club officers reported, N - not all 3 reported.

***** Abbreviation: N-New, IP-Immediate Past, R-Repeat.




Club Health Assessment for District 7 L through October 2025

			Status	Membership						Reports				Finance		LCIF
Club Number	Club Name	Charter Date	Times in Status Quo in Past 2 Years	Current Member Count **	YTD Members Added	YTD Members Dropped	YTD Net Growth% ***	Member Count 1 Year Ago	Dropped Members Avg.Length of Service	Months Since Membership Update	Current Officers Reported ****	Current President Repeated Term	VP Reported *****	Last Date Reported Service (mm/yyyy)	Account Balance	YTD Donations
Clubs more than two years old																
3623	ARKADELPHIA	12/13/1943	Active	21	0	0	0.00%	20		4	N	None		09/2022		\$80.00
Exc Award (06/30/2019)																
3627	BENTON	07/28/1943	Active(2)	11	1	5	-26.67%	18	12	0	Y		N	10/2019	90+ Days	
32914	BRYANT	11/10/1976	Active	14	0	0	0.00%	14		12	N	None		12/2024		
3630	CAMDEN	12/11/1925	Active	30	0	0	0.00%	30		2	Y		N	01/2020		\$600.00
3634	DE QUEEN	10/25/1950	Active	34	6	1	17.24%	28	0	2	Y		N	05/2025		
3639	HATFIELD	08/28/1973	Active	16	1	2	-5.88%	17	14	1	Y	2	R	08/2021		
3640	HOPE	01/15/1947	Active	80	1	7	-6.98%	91	4	0	Y		N	06/2025		
Exc Award (06/30/2018, 06/30/2023)																
123645	Hope Evening	12/01/2014	Active	25	0	1	-3.85%	25	10	3	Y		N	12/2021		
34739	HOT SPRINGS DIAMONDHEAD	12/12/1977	Active	16	2	2	0.00%	17	4	1	Y	3	R	11/2016		
86106	HOT SPRINGS JESSE D HAWKINS	04/06/2005	Active	29	3	1	7.41%	25	1	0	Y	2	N	07/2025		\$330.00
3644	HOT SPRINGS SOUTH HOT SPRINGS	09/18/1952	Active	27	5	1	17.39%	23	8	1	Y		R	05/2017		
33511	HOT SPRINGS VILLAGE BREAKFAST	03/21/1977	Active(1)	24	2	1	4.35%	27	12	0	Y	5		10/2023		
Exc Award (06/30/2016)																
3645	HOT SPRINGS VILLAGE EVENING	07/31/1972	Active	69	6	5	1.47%	68	5	0	Y		N	05/2025	90+ Days	\$3,767.00
Exc Award (06/30/2016, 06/30/2018, 06/30/2023)																
96479	LOCKESBURG	03/09/2006	Active	11	0	0	0.00%	14		6	Y	2	R	12/2018		
3649	MAGNOLIA	02/09/1927	Active	14	1	0	7.69%	12		2	Y	6	R	04/2025		
3650	MALVERN	11/23/1943	Active	27	0	0	0.00%	24		5	Y		N	09/2024	90+ Days	
3651	MENA	06/14/1923	Active	26	2	1	4.00%	27	9	0	Y		N	12/2018		
78439	MENA LIONESS	03/05/2004	Active	36	0	0	0.00%	33		2	Y		N	10/2025		\$500.00
Exc Award (06/30/2016)																
3656	PRESCOTT	04/25/1972	Active(1)	9	0	0	0.00%	10		1	Y		N	04/2024		
3658	TEXARKANA	02/19/1917	Active	18	0	0	0.00%	15		4	N			12/2024		
105453	TEXARKANA EVENING	05/08/2009	Active	7	0	0	0.00%	10		2	Y	2	N	09/2020		
Exc Award (06/30/2016)																



Club Health Assessment for District 7 L through October 2025

																
Club Number	Club Name	Charter Date	Status	Membership					Reports				Finance	LCIF		
			Times in Status Quo in Past 2 Years	Current Member Count **	YTD Members Added	YTD Members Dropped	YTD Net Growth% ***	Member Count 1 Year Ago	Dropped Members Avg.Length of Service	Months Since Membership Update	Current Officers Reported ****	Current President Repeated Term	VP Reported *****	Last Date Reported Service (mm/yyyy)	Account Balance	YTD Donations

Clubs Cancelled Previous Fiscal Year – Clubs Cancelled within last 12 months may be reinstated

Club Number	Club Name	Charter Date	Current Status*	Cancellation Date
63084	BISMARCK	04/17/2000	Cancelled(8*)	12/30/2024
64099	LEWISVILLE	03/26/2001	Cancelled(8*)	06/29/2025
3654	NASHVILLE	12/27/1946	Cancelled(8*)	12/30/2024
43599	SARATOGA TRI COUNTY	03/19/1984	Cancelled(8*)	06/29/2025

Current Total Clubs Count	YTD New Clubs Count	YTD Cancelled Clubs Count	YTD Net Club Gain	Current Total Members Count	YTD Add	YTD Drop	YTD Net Growth	YTD Net Growth %	Member Count 12 Months Ago	Average Member Count Per Club	% of Clubs with less than 20 members	% No Officer Report in 12 Months	% of Clubs with balance 90+ days	Number of Clubs in Status Quo	% Status Quo Clubs in Financial Suspension	Number of Cancelled Clubs	Average Cancelled Club Age	Members Lost Due to Cancellation	% of Clubs Cancelled for Non-Financial Reasons
21	0	0	0	544	30	27	3	0.55%	548	26	43%	5%	14%	0	0%	0	0	0	0%

* - P - Priority Club. Cancellation Reasons: 1-Objectives/conduct, 2-Non-active club, 5-Non-existing club, 6-Disbanding, 7-Merger, 8-Financial Suspension, 9-District/Multiple District Dues.

** Red denotes below 15 active members.

*** Red denotes 20% + loss.

**** Y - all 3 (President, Secretary, Treasurer) club officers reported, N - not all 3 reported.

***** Abbreviation: N-New, IP-Immediate Past, R-Repeat.



Club Health Assessment for District 7 I through October 2025

			Status	Membership						Reports				Finance		LCIF
Club Number	Club Name	Charter Date	Times in Status Quo in Past 2 Years	Current Member Count **	YTD Members Added	YTD Members Dropped	YTD Net Growth% ***	Member Count 1 Year Ago	Dropped Members Avg.Length of Service	Months Since Membership Update	Current Officers Reported ****	Current President Repeated Term	VP Reported *****	Last Date Reported Service (mm/yyyy)	Account Balance	YTD Donations
Clubs more than two years old																
3661	ATKINS	11/10/1939	Active	8	0	1	-11.11%	9	4	0	N	4		11/2023		
3663	BELLA VISTA	03/24/1970	Active	10	0	0	0.00%	13		9	Y	3		11/2023		\$400.00
36551	BENTONVILLE BREAKFAST	02/09/1979	Active	17	0	0	0.00%	20		1	Y			11/2023		
3664	BERRYVILLE	02/28/1958	Active(1)	8	0	1	-11.11%	10	13	3	Y		N	05/2024		
3665	BOONEVILLE	10/28/1954	Active	10	0	2	-16.67%	14	3	1	Y	3	N	12/2024	90+ Days	\$40.00
Exc Award (06/30/2024)																
3666	CLARKSVILLE	06/12/1925	Active	27	0	0	0.00%	26		2	Y		N	10/2025		\$250.00
Exc Award (06/30/2023)																
3789	CONWAY EVENING	12/04/1962	Active	9	0	3	-25.00%	10	4	1	Y	2	N	10/2025	90+ Days	\$80.00
3788	CONWAY NOON	08/06/1946	Active	27	1	2	-3.57%	30	2	1	Y		N	06/2025		
Exc Award (06/30/2018, 06/30/2024)																
3667	DANVILLE	08/26/1946	Active	42	0	0	0.00%	43		4	Y		N	09/2025		
3668	DARDANELLE	08/06/1968	Active	10	0	6	-37.50%	16	14	2	Y			11/2023	90+ Days	
48278	DOVER	03/21/1988	Active	16	0	0	0.00%	19		1	N	None		06/2025		
118255	ELKINS	11/02/2012	Active(1)	19	2	5	-13.64%	22	7	1	Y		N	11/2023	90+ Days	
Exc Award (06/30/2023)																
3673	FAYETTEVILLE	05/10/1923	Active	33	2	1	3.13%	32	56	1	N		N	11/2023		
Exc Award (06/30/2018)																
3675	FORT SMITH NOON	03/08/1919	Active	35	2	0	6.06%	32		2	Y		N	10/2025		
3678	GENTRY	04/07/1964	Active(2)	3	0	0	0.00%	3		16	N	None		11/2023	90+ Days	
119915	Gravette	06/30/2013	Active	11	0	0	0.00%	13		4	Y	4	R	10/2025		\$416.00
Exc Award (06/30/2018)																
3680	GREEN FOREST	09/30/1943	Active	9	0	0	0.00%	9		14	Y	17		11/2023		
3683	HARRISON	02/28/1924	Active	44	2	0	4.76%	39		1	Y		R	08/2025		
65091	HUNTSVILLE	03/20/2002	Active(1)	17	2	0	13.33%	14		2	Y	2	N	11/2023		
3686	MORRILTON	08/14/1946	Active(1)	17	0	0	0.00%	17		4	Y			11/2023		
3728	MOUNTAIN HOME	06/20/1947	Active	48	3	2	2.13%	43	1	0	Y		N	10/2025		\$50.00
Exc Award (06/30/2023)																
3688	MULBERRY	10/31/1939	Active	22	0	0	0.00%	22		14	Y		R	11/2023		



Club Health Assessment for District 7 I through October 2025

						Status					Membership					Reports				Finance		LCIF
Club Number	Club Name	Charter Date				Times in Status Quo in Past 2 Years	Current Member Count **	YTD Members Added	YTD Members Dropped	YTD Net Growth% ***	Member Count 1 Year Ago	Dropped Members Avg.Length of Service	Months Since Membership Update	Current Officers Reported ****	Current President Repeated Term	VP Reported *****	Last Date Reported Service (mm/yyyy)	Account Balance	YTD Donations			
3690	OZARK	06/04/1953				Active	11	0	0	0.00%	11		6	Y		N	12/2023					
61690	PARIS	03/30/1999				Active	8	0	0	0.00%	7		8	Y	6	R	10/2025					
107908	PEA RIDGE	03/26/2010				Active	18	1	3	-10.00%	19	7	3	Y	2	N	12/2023					
3693	PRAIRIE GROVE	09/27/1946				Active	22	0	0	0.00%	19		4	N	None	N	06/2025					
3695	RUSSELLVILLE	02/15/1923				Active	33	1	1	0.00%	33	7	1	Y		N	09/2025		\$200.00			
3699	SILOAM SPRINGS	10/21/1946				Active(1)	2	0	1	-33.33%	3	53	3	Y	8		09/2024					
3701	VAN BUREN	08/17/1922				Active	19	0	0	0.00%	23		1	Y		N	09/2025		\$125.00			
66758	VILONIA	10/30/2002				Active	7	0	0	0.00%	7		8	Y	3	R	05/2025					
Current Total Clubs Count	YTD New Clubs Count	YTD Cancelled Clubs Count	YTD Net Club Gain	Current Total Members Count	YTD Add	YTD Drop	YTD Net Growth	YTD Net Growth %	Member Count 12 Months Ago	Average Member Count Per Club	% of Clubs with less than 20 members	% No Officer Report in 12 Months	% of Clubs with balance 90+ days	Number of Clubs in Status Quo	% Status Quo Clubs in Financial Suspension	Number of Cancelled Clubs	Average Cancelled Club Age	Members Lost Due to Cancellation	% of Clubs Cancelled for Non-Financial Reasons			
30	0	0	0	562	16	28	-12	-2.09%	578	19	67%	3%	17%	0	0%	0	0	0	0%			

* - P - Priority Club. Cancellation Reasons: 1-Objectives/conduct, 2-Non-active club, 5-Non-existing club, 6-Disbanding, 7-Merger, 8-Financial Suspension, 9-District/Multiple District Dues.

** Red denotes below 15 active members.

*** Red denotes 20% + loss.

**** Y - all 3 (President, Secretary, Treasurer) club officers reported, N - not all 3 reported.

***** Abbreviation: N-New, IP-Immediate Past, R-Repeat.



Club Health Assessment for District 7 O through October 2025

			Status	Membership						Reports				Finance	LCIF	
Club Number	Club Name	Charter Date	Times in Status Quo in Past 2 Years	Current Member Count **	YTD Members Added	YTD Members Dropped	YTD Net Growth% ***	Member Count 1 Year Ago	Dropped Members Avg.Length of Service	Months Since Membership Update	Current Officers Reported ****	Current President Repeated Term	VP Reported *****	Last Date Reported Service (mm/yyyy)	Account Balance	YTD Donations
Clubs more than two years old																
3706	BLACK ROCK	02/08/1954	Active	13	2	0	18.18%	15		2	Y	10	R	11/2019		
3707	BLYTHEVILLE	05/17/1926	Active	67	0	0	0.00%	67		12	Y		N	05/2019	90+ Days	
3709	CALICO ROCK	06/27/1947	Active	25	0	5	-16.67%	30	5	1	Y		N	04/2019		
3712	CHEROKEE VILLAGE	08/01/1963	Active	16	0	5	-23.81%	21	9	1	N	None		02/2022		
3713	CORNING	05/06/1947	Active	12	0	0	0.00%	13		9	Y	3	R	07/2020		
3761	FAIRFIELD BAY	09/11/1969	Active(1)	10	3	0	42.86%	7		2	N	None		08/2013	90+ Days	
132607	Harrisburg Arkansas	09/08/2017	Active(1)	12	0	0	0.00%	12		4	N	None		05/2021	90+ Days	
3764	HEBER SPRINGS	01/29/1951	Active	13	0	0	0.00%	17		2	Y	9	N	11/2023		\$380.00
3720	JONESBORO	08/21/1919	Active(1)	5	0	0	0.00%	5		20	N	None				
29730	JONESBORO NETTLETON	08/20/1974	Active	25	0	1	-3.85%	24	2	3	Y		N	01/2024		
3721	JONESBORO UNIVERSITY HEIGHTS Exc Award (06/30/2024)	07/09/1963	Active	38	3	2	2.70%	39	33	0	Y		N	10/2025		
3724	MANILA	01/07/1929	Active	15	0	5	-25.00%	20	6	2	Y	2				
108086	MC CRORY	04/14/2010	Active	12	0	0	0.00%	13		6	Y	17	R	04/2023		\$200.00
3734	PARAGOULD	04/29/1947	Active(1)	12	0	0	0.00%	12		34	N	None		03/2018	90+ Days	
3735	PIGGOTT	08/14/1958	Active	18	0	0	0.00%	14		7	N	None				
3777	SEARCY	03/28/1947	Active	19	2	0	11.76%	17		0	Y	2	R	06/2019		
116860	SPRING RIVER TOWNSHIP	05/18/2012	Active(1)	45	1	0	2.27%	43		3	Y	3		12/2024	90+ Days	
3739	TRUMANN	01/25/1930	Active(1)	28	0	0	0.00%	37		5	N	None		06/2019		
3742	WEINER	02/24/1958	Active	39	3	2	2.63%	37	9	0	Y	4	R	05/2024		

Clubs Cancelled Previous Fiscal Year – Clubs Cancelled within last 12 months may be reinstated

Club Number	Club Name	Charter Date	Current Status*	Cancellation Date
3731	NEWPORT	01/21/1941	Cancelled(8*)	06/29/2025



Club Health Assessment for District 7 O through October 2025

						Status		Membership					Reports				Finance		LCIF		
						Times in Status Quo in Past 2 Years		Current Member Count **	YTD Members Added	YTD Members Dropped	YTD Net Growth***	Member Count 1 Year Ago	Dropped Members Avg.Length of Service	Months Since Membership Update	Current Officers Reported ****	Current President Repeated Term	VP Reported *****	Last Date Reported Service (mm/yyyy)	Account Balance	YTD Donations	
Club Number	Club Name		Charter Date																		
Current Total Clubs Count	YTD New Clubs Count	YTD Cancelled Clubs Count	YTD Net Club Gain	Current Total Members Count	YTD Add	YTD Drop	YTD Net Growth	YTD Net Growth %	Member Count 12 Months Ago	Average Member Count Per Club	% of Clubs with less than 20 members	% No Officer Report in 12 Months	% of Clubs with balance 90+ days	Number of Clubs in Status Quo	% Status Quo Clubs in Financial Suspension	Number of Cancelled Clubs	Average Cancelled Club Age	Members Lost Due to Cancellation	% of Clubs Cancelled for Non-Financial Reasons		
19	0	0	0	424	14	20	-6	-1.40%	443	22	63%	21%	26%	0	0%	0	0	0	0%		

* - P - Priority Club. Cancellation Reasons: 1-Objectives/conduct, 2-Non-active club, 5-Non-existing club, 6-Disbanding, 7-Merger, 8-Financial Suspension, 9-District/Multiple District Dues.
** Red denotes below 15 active members.
*** Red denotes 20% + loss.
**** Y - all 3 (President, Secretary, Treasurer) club officers reported, N - not all 3 reported.
***** Abbreviation: N-New, IP-Immediate Past, R-Repeat.



Club Health Assessment for District 7 N through October 2025


			Status	Membership					Reports				Finance	LCIF		
Club Number	Club Name	Charter Date	Times in Status Quo in Past 2 Years	Current Member Count **	YTD Members Added	YTD Members Dropped	YTD Net Growth% ***	Member Count 1 Year Ago	Dropped Members Avg.Length of Service	Months Since Membership Update	Current Officers Reported ****	Current President Repeated Term	VP Reported *****	Last Date Reported Service (mm/yyyy)	Account Balance	YTD Donations
Clubs more than two years old																
3749	BRINKLEY	06/14/1946	Active(1)	13	1	0	8.33%	14		0	Y		N	12/2021		
3750	CABOT	06/30/1950	Active	47	4	0	9.30%	50		1	Y	2	N	10/2025	90+ Days	
3751	CARLISLE	09/14/1954	Active	18	0	3	-14.29%	30	8	1	N	None	N	08/2021		
3757	DES ARC	06/17/1953	Active	25	3	0	13.64%	20		2	Y	18	R		90+ Days	
3792	DUMAS	03/14/1947	Active	10	0	0	0.00%	10		20	N	None				
3762	FORREST CITY	06/07/1946	Active(1)	8	0	0	0.00%	8		14	N	None		01/2019		
3799	HAMPTON	05/09/1950	Active	13	0	0	0.00%	13		8	N	None				
3780	HELENA WEST HELENA	07/03/1946	Active	6	0	0	0.00%	6		55	N	None				
3802	LITTLE ROCK FOUNDERS	03/15/1916	Active	21	1	7	-22.22%	27	2	1	Y		N	08/2024		\$590.00
104752	LITTLE ROCK SOUTH	02/13/2009	Active	24	3	2	4.35%	23	5	0	Y		N	10/2025		
3771	LONOKE	02/21/1952	Active	18	0	0	0.00%	22		5	N	None		02/2021		
63980	MAUMELLE	02/12/2001	Active	45	7	0	18.42%	34		2	Y	3	N	01/2025		
3807	MONTICELLO	02/18/1932	Active(1)	11	0	0	0.00%	11		65	N	None				
3809	NORTH LITTLE ROCK	11/13/1931	Active	32	1	0	3.23%	33		0	Y		N	10/2025		\$200.00
	Exc Award (06/30/2023)															
3817	SHERIDAN	02/02/1953	Active	12	0	1	-7.69%	13	4	2	Y		IP			
	Exc Award (06/30/2017)															
3778	STUTTGART	03/20/1928	Active(1)	28	7	0	33.33%	21		4	N	None		05/2021	90+ Days	
3820	WARREN	02/07/1947	Active	10	0	0	0.00%	10		13	N	None		01/2024		
107404	WHITE HALL NOON	02/04/2010	Active	31	0	0	0.00%	28		4	N	None		04/2018		

Clubs Cancelled Previous Fiscal Year – Clubs Cancelled within last 12 months may be reinstated

Club Number	Club Name	Charter Date	Current Status*	Cancellation Date
3790	CROSSETT	02/17/1947	Cancelled(8*)	12/30/2024



Club Health Assessment for District 7 N through October 2025

<div>Club NumberClub NameCharter Date</div>						Status		Membership					Reports				Finance		LCIF
						Times in Status Quo in Past 2 Years	Current Member Count **	YTD Members Added	YTD Members Dropped	YTD Net Growth***	Member Count 1 Year Ago	Dropped Members Avg.Length of Service	Months Since Membership Update	Current Officers Reported ****	Current President Repeated Term	VP Reported *****	Last Date Reported Service (mm/yyyy)	Account Balance	YTD Donations
Current Total Clubs Count	YTD New Clubs Count	YTD Cancelled Clubs Count	YTD Net Club Gain	Current Total Members Count	YTD Add	YTD Drop	YTD Net Growth	Member Count 12 Months Ago	Average Member Count Per Club	% of Clubs with less than 20 members	% No Officer Report in 12 Months	% of Clubs with balance 90+ days	Number of Clubs in Status Quo	% Status Quo Clubs in Financial Suspension	Number of Cancelled Clubs	Average Cancelled Club Age	Members Lost Due to Cancellation	% of Clubs Cancelled for Non-Financial Reasons	
18	0	0	0	372	27	13	14	3.91%	373	21	56%	50%	17%	0	0%	0	0	0	0%

* - P - Priority Club. Cancellation Reasons: 1-Objectives/conduct, 2-Non-active club, 5-Non-existing club, 6-Disbanding, 7-Merger, 8-Financial Suspension, 9-District/Multiple District Dues.

** Red denotes below 15 active members.

*** Red denotes 20% + loss.

**** Y - all 3 (President, Secretary, Treasurer) club officers reported, N - not all 3 reported.

***** Abbreviation: N-New, IP-Immediate Past, R-Repeat.



Club Health Assessment for District 8 L through October 2025

			Status	Membership						Reports				Finance	LCIF	
Club Number	Club Name	Charter Date	Times in Status Quo in Past 2 Years	Current Member Count **	YTD Members Added	YTD Members Dropped	YTD Net Growth% ***	Member Count 1 Year Ago	Dropped Members Avg.Length of Service	Months Since Membership Update	Current Officers Reported ****	Current President Repeated Term	VP Reported *****	Last Date Reported Service (mm/yyyy)	Account Balance	YTD Donations
Clubs less than two years old																
171198	Greenwood	06/07/2024	Active(1)	12	0	0	0.00%	24		2	Y		IP			
180704	Louisiana Lions Camp Virtual	07/10/2025	Active	104	104	0	100.00%	0		0	Y		N	10/2025		
Clubs more than two years old																
63015	ANACOCO	04/17/2000	Active	15	0	2	-11.76%	19	6	0	Y		N	07/2024	90+ Days	\$50.00
3824	ARCADIA	05/28/1968	Active	20	2	1	5.26%	20	5	0	Y	2	R	09/2023		
3826	BOSSIER CITY	09/02/1927	Active	79	9	2	9.72%	70	11	0	Y		N	10/2025		
53142	BOSSIER CITY BOSSIER CENTRAL Exc Award (06/30/2019, 06/30/2022, 06/30/2023)	05/22/1992	Active	10	0	0	0.00%	12		8	Y			02/2025		
3835	FLORIEN	06/28/1960	Active	15	0	0	0.00%	15		15	Y		N	08/2022		
3836	GIBSLAND	12/13/1928	Active	31	2	0	6.90%	31		3	Y	2	R	08/2022		\$100.00
3837	HAYNESVILLE	03/12/1926	Active	12	1	1	0.00%	17	5	3	Y	5	R	01/2023		
3839	HOMER	05/28/1926	Active	36	0	0	0.00%	37		4	Y	8	N	08/2023		
3841	LEESVILLE Exc Award (06/30/2025)	06/17/1942	Active	80	0	1	-1.23%	79	6	0	Y		N	10/2025		\$100.00
140517	Louisiana Animal Rescue Angels	01/07/2020	Active	7	0	1	-12.50%	14	1	3	Y		N	10/2025		
3843	MANSFIELD	04/19/1940	Active	23	1	2	-4.17%	24	42	1	Y	2	N	06/2023		
3844	MANY	08/22/1927	Active	15	1	1	0.00%	16	11	2	Y			03/2023		
3845	MINDEN Exc Award (06/30/2018, 06/30/2019)	10/22/1925	Active	89	2	3	-1.11%	90	2	0	Y		N	10/2023		
3846	MINDEN EVENING Exc Award (06/30/2020, 06/30/2021, 06/30/2022, 06/30/2023, 06/30/2024)	07/14/1959	Active	19	1	2	-5.00%	20	21	1	Y		N	10/2025		
3847	NATCHITOCHES	10/07/1943	Active	49	1	3	-3.92%	52	9	2	Y	2	N	06/2025		\$200.00
3853	NORTH SHREVEPORT Exc Award (06/30/2018, 06/30/2019, 06/30/2020, 06/30/2021, 06/30/2024)	01/10/1952	Active	37	4	1	8.82%	47	1	0	Y	2	N	08/2025		\$2,200.00
3852	SHREVEPORT DOWNTOWN	10/19/1917	Active	14	1	1	0.00%	13	37	0	Y			02/2023		
117113	SHREVEPORT RED RIVER	06/13/2012	Active	11	1	0	10.00%	10		3	N	None		07/2024	90+ Days	\$100.00



Club Health Assessment for District 8 L through October 2025

INTERNATIONAL

Club Number	Club Name	Charter Date	Status	Membership					Reports				Finance	LCIF	
			Times in Status Quo in Past 2 Years	Current Member Count **	YTD Members Added	YTD Members Dropped	YTD Net Growth% ***	Member Count 1 Year Ago	Dropped Members Avg.Length of Service	Months Since Membership Update	Current Officers Reported ****	Current President Repeated Term	VP Reported *****	Last Date Reported Service (mm/yyyy)	Account Balance
Exc Award (06/30/2020, 06/30/2023)															
3857	SIMSBORO	12/08/1966	Active	30	4	0	15.38%	26	3	Y	5	N	11/2024	90+ Days	

Clubs Cancelled Previous Fiscal Year – Clubs Cancelled within last 12 months may be reinstated

Club Number	Club Name	Charter Date	Current Status*	Cancellation Date
3849	RUSTON	02/22/1946	Cancelled(6*)	06/29/2025

Current Total Clubs Count	YTD New Clubs Count	YTD Cancelled Clubs Count	YTD Net Club Gain	Current Total Members Count	YTD Add	YTD Drop	YTD Net Growth	YTD Net Growth %	Member Count 12 Months Ago	Average Member Count Per Club	% of Clubs with less than 20 members	% No Officer Report in 12 Months	% of Clubs with balance 90+ days	Number of Clubs in Status Quo	% Status Quo Clubs in Financial Suspension	Number of Cancelled Clubs	Average Cancelled Club Age	Members Lost Due to Cancellation	% of Clubs Cancelled for Non-Financial Reasons
21	1	0	1	708	134	21	113	18.99%	636	34	48%	5%	14%	0	0%	0	0	0	0%

* - P - Priority Club. Cancellation Reasons: 1-Objectives/conduct, 2-Non-active club, 5-Non-existing club, 6-Disbanding, 7-Merger, 8-Financial Suspension, 9-District/Multiple District Dues.
** Red denotes below 15 active members.
*** Red denotes 20% + loss.
**** Y - all 3 (President, Secretary, Treasurer) club officers reported, N - not all 3 reported.
***** Abbreviation: N-New, IP-Immediate Past, R-Repeat.



Club Health Assessment for District 8 I through October 2025

			Status	Membership						Reports				Finance		LCIF
Club Number	Club Name	Charter Date	Times in Status Quo in Past 2 Years	Current Member Count **	YTD Members Added	YTD Members Dropped	YTD Net Growth% ***	Member Count 1 Year Ago	Dropped Members Avg.Length of Service	Months Since Membership Update	Current Officers Reported ****	Current President Repeated Term	VP Reported *****	Last Date Reported Service (mm/yyyy)	Account Balance	YTD Donations
Clubs more than two years old																
3863	ALEXANDRIA	03/07/1929	Active	63	3	1	3.28%	65	35	0	Y		N	10/2025		\$1,000.00
Exc Award (06/30/2019, 06/30/2023)																
52813	ALEXANDRIA HEART CITY PACESETTERS	04/06/1992	Active	10	0	0	0.00%	10		0	Y	10		12/2020		
47400	ALEXANDRIA RAPIDES METRO	06/09/1987	Active	10	0	0	0.00%	10		5	Y	8		09/2025		
3866	BASTROP	06/13/1946	Active	22	0	1	-4.35%	22	1	3	Y	8	R			
3869	BUNKIE	04/01/1940	Active	21	0	0	0.00%	22		1	Y		N	10/2025		\$1,000.00
Exc Award (06/30/2018)																
3870	COLFAX	11/03/1930	Active	13	0	0	0.00%	14		5	Y	5	N	06/2018		
Exc Award (06/30/2017)																
3871	COLUMBIA	05/15/1951	Active(1)	32	0	0	0.00%	32		0	Y	8	R	09/2013		
58070	COTTONPORT BAYOU ROUGE	04/02/1996	Active(1)	17	0	0	0.00%	17		0	Y	7			90+ Days	
3874	FARMERVILLE	01/18/1929	Active	28	1	3	-6.67%	34	11	1	Y	2	N	12/2010		
3883	GREATER OUACHITA	03/29/1948	Active	11	0	0	0.00%	11		4	Y		N	03/2023		
62643	JENA	01/03/2000	Active(1)	16	2	1	6.67%	15	3	3	Y	3			90+ Days	
3875	JONESVILLE	01/29/1954	Active(1)	15	0	0	0.00%	15		21	Y	3	R		90+ Days	
3879	MANSURA	01/19/1962	Active(1)	11	0	0	0.00%	11		4	Y	10				
3880	MARKSVILLE	06/11/1938	Active	47	1	0	2.17%	39		0	Y	5				
3881	MER ROUGE	11/26/1943	Active(1)	37	0	0	0.00%	37		5	Y	7				
3882	MONROE DOWNTOWN	08/02/1921	Active(2)	7	0	1	-12.50%	11	5	3	Y	5		06/2018		
3887	PINEVILLE	03/18/1947	Active(1)	14	5	1	40.00%	19	3	0	Y		R	05/2025		
3889	SWARTZ	01/26/1965	Active	5	2	4	-28.57%	7	2	2	Y			06/2015		
3891	VIDALIA	01/21/1954	Active(1)	19	0	0	0.00%	19		5	Y	21	R			
3894	WINNFIELD	10/18/1943	Active	6	0	0	0.00%	6		1	Y			05/2018		\$340.00
Exc Award (06/30/2018)																
3895	WINNSBORO	11/10/1926	Active	35	2	1	2.94%	33	33	0	Y		N	04/2022		



Club Health Assessment for District 8 I through October 2025

INTERNATIONAL

						Status		Membership					Reports				Finance		LCIF
						Times in Status Quo in Past 2 Years		Current Member Count **	YTD Members Added	YTD Members Dropped	YTD Net Growth***	Member Count 1 Year Ago	Dropped Members Avg.Length of Service	Months Since Membership Update	Current Officers Reported ****	Current President Repeated Term	VP Reported *****	Last Date Reported Service (mm/yyyy)	Account Balance
Club Number	Club Name		Charter Date																
Current Total Clubs Count	YTD New Clubs Count	YTD Cancelled Clubs Count	YTD Net Club Gain	Current Total Members Count	YTD Add	YTD Drop	YTD Net Growth	YTD Net Growth %	Member Count 12 Months Ago	Average Member Count Per Club	% of Clubs with less than 20 members	% No Officer Report in 12 Months	% of Clubs with balance 90+ days	Number of Clubs in Status Quo	% Status Quo Clubs in Financial Suspension	Number of Cancelled Clubs	Average Cancelled Club Age	Members Lost Due to Cancellation	% of Clubs Cancelled for Non-Financial Reasons
21	0	0	0	439	16	13	3	0.69%	449	21	62%	0%	14%	0	0%	0	0	0	0%

* - P - Priority Club. Cancellation Reasons: 1-Objectives/conduct, 2-Non-active club, 5-Non-existing club, 6-Disbanding, 7-Merger, 8-Financial Suspension, 9-District/Multiple District Dues.

** Red denotes below 15 active members.

*** Red denotes 20% + loss.

**** Y - all 3 (President, Secretary, Treasurer) club officers reported, N - not all 3 reported.

***** Abbreviation: N-New, IP-Immediate Past, R-Repeat.



Club Health Assessment for District 8 O through October 2025


			Status	Membership						Reports				Finance	LCIF	
Club Number	Club Name	Charter Date	Times in Status Quo in Past 2 Years	Current Member Count **	YTD Members Added	YTD Members Dropped	YTD Net Growth% ***	Member Count 1 Year Ago	Dropped Members Avg.Length of Service	Months Since Membership Update	Current Officers Reported ****	Current President Repeated Term	VP Reported *****	Last Date Reported Service (mm/yyyy)	Account Balance	YTD Donations
Clubs less than two years old																
157286	Bayou Teche	04/29/2024	Active	27	0	2	-6.90%	21	1	3	Y	3		09/2025		
Clubs more than two years old																
118567	BREAUX BRIDGE	01/07/2013	Active	27	0	0	0.00%	27		4	Y	5		08/2024		
3900	CAMERON	10/25/1944	Active	45	0	4	-8.16%	50	21	3	N	None		06/2025		
43857	CARENCRO	05/22/1984	Active	18	0	1	-5.26%	18	37	3	Y	2	R	11/2022		\$1,602.08
3902	CROWLEY	06/23/1931	Active	23	0	0	0.00%	25		0	Y		N	10/2025		
3905	DE RIDDER	05/27/1942	Active	42	2	1	2.44%	40	28	0	Y		N	06/2025		
3907	EAST BEAUREGARD L C	12/09/1971	Active(1)	17	0	0	0.00%	17		4	Y	21				
3913	IOTA EGAN L C	03/31/1966	Active	20	0	1	-4.76%	22	12	3	Y		N	10/2025		
3915	JENNINGS	03/03/1947	Active	28	1	3	-6.67%	41	16	1	Y	3		02/2013	90+ Days	
3916	KAPLAN	05/22/1936	Active	28	4	2	7.69%	26	7	3	Y	3		05/2019		\$960.00
3918	LAFAYETTE	12/11/1962	Active	23	2	2	0.00%	24	9	0	Y	2	R	06/2025		\$50.00
3884	OAKDALE	04/09/1940	Active	41	0	0	0.00%	40		7	Y	7		07/2024		
3929	OPELOUSAS	01/17/1947	Active	23	1	0	4.55%	15		1	Y		N	06/2025		
46387	PORT BARRE	06/27/1986	Active	57	0	0	0.00%	57		11	Y	2	R	06/2025	90+ Days	
3930	RAYNE	11/02/1938	Active	45	5	6	-2.17%	40	14	0	Y		N	04/2023		
3933	SCOTT	02/03/1953	Active	24	0	0	0.00%	24		4	Y	10				\$340.00
3926	SULPHUR	08/05/1944	Active(1)	19	0	1	-5.00%	14	42	1	Y			08/2025	90+ Days	\$450.00
Exc Award (06/30/2025)																
3937	VILLE PLATTE	09/06/1943	Active	21	0	0	0.00%	19		4	Y					
3940	YOUNGSVILLE	04/24/1950	Active	17	0	0	0.00%	18		6	Y	4		01/2023		

Clubs Cancelled Previous Fiscal Year – Clubs Cancelled within last 12 months may be reinstated

Club Number	Club Name	Charter Date	Current Status*	Cancellation Date
3906	DUSON	01/22/1953	Cancelled(8*)	06/29/2025
104217	IOWA	12/22/2008	Cancelled(6*)	08/29/2024



Club Health Assessment for District 8 O through October 2025

<div>Club NumberClub NameCharter Date</div>						Status		Membership					Reports				Finance		LCIF
						Times in Status Quo in Past 2 Years	Current Member Count **	YTD Members Added	YTD Members Dropped	YTD Net Growth***	Member Count 1 Year Ago	Dropped Members Avg.Length of Service	Months Since Membership Update	Current Officers Reported ****	Current President Repeated Term	VP Reported *****	Last Date Reported Service (mm/yyyy)	Account Balance	YTD Donations
Current Total Clubs Count	YTD New Clubs Count	YTD Cancelled Clubs Count	YTD Net Club Gain	Current Total Members Count	YTD Add	YTD Drop	YTD Net Growth	Member Count 12 Months Ago	Average Member Count Per Club	% of Clubs with less than 20 members	% No Officer Report in 12 Months	% of Clubs with balance 90+ days	Number of Clubs in Status Quo	% Status Quo Clubs in Financial Suspension	Number of Cancelled Clubs	Average Cancelled Club Age	Members Lost Due to Cancellation	% of Clubs Cancelled for Non-Financial Reasons	
19	0	0	0	545	15	23	-8	-1.45%	538	29	21%	5%	16%	0	0%	0	0	0	0%

* - P - Priority Club. Cancellation Reasons: 1-Objectives/conduct, 2-Non-active club, 5-Non-existing club, 6-Disbanding, 7-Merger, 8-Financial Suspension, 9-District/Multiple District Dues.

** Red denotes below 15 active members.

*** Red denotes 20% + loss.

**** Y - all 3 (President, Secretary, Treasurer) club officers reported, N - not all 3 reported.

***** Abbreviation: N-New, IP-Immediate Past, R-Repeat.



Club Health Assessment for District 8 N through October 2025

			Status	Membership						Reports				Finance		LCIF
Club Number	Club Name	Charter Date	Times in Status Quo in Past 2 Years	Current Member Count **	YTD Members Added	YTD Members Dropped	YTD Net Growth% ***	Member Count 1 Year Ago	Dropped Members Avg.Length of Service	Months Since Membership Update	Current Officers Reported ****	Current President Repeated Term	VP Reported *****	Last Date Reported Service (mm/yyyy)	Account Balance	YTD Donations
Clubs more than two years old																
124539	Baker	04/21/2015	Active	13	0	0	0.00%	20		4	Y	2		03/2025		
3949	BATON ROUGE BROWNFIELDS	02/25/1958	Active	9	0	0	0.00%	9		31	N	3		03/2019		
41149	BATON ROUGE CENTRAL	04/05/1982	Active	13	0	0	0.00%	14		4	Y		N	10/2025		
3944	BATON ROUGE EAST BATON ROUGE	02/28/1946	Active	19	1	0	5.56%	25		1	Y		N	09/2025		\$150.00
3946	BATON ROUGE LAKESHORE	11/10/1947	Active	23	0	0	0.00%	26		5	Y		N	09/2025		
43337	BATON ROUGE METROPOLITAN	01/16/1984	Active	21	1	0	5.00%	16		0	N		N	10/2025		
57814	BATON ROUGE SOUTHEAST	02/05/1996	Active	11	0	0	0.00%	11		16	Y	2	R	09/2025		
Exc Award (06/30/2017, 06/30/2018)																
3948	BOGALUSA	06/22/1943	Active	14	0	4	-22.22%	23	11	2	Y	2	N	02/2020		
3950	BRUSLY	04/08/1954	Active	46	0	0	0.00%	46		2	Y	4	N	10/2024		\$120.00
30463	CLINTON	03/31/1975	Active	12	1	7	-33.33%	18	11	3	Y		N	04/2022	90+ Days	
3951	COVINGTON	05/19/1943	Active	24	0	0	0.00%	21		4	Y	5	R	03/2019		
3954	GONZALES	04/07/1943	Active	42	2	7	-10.64%	48	10	1	Y		R	10/2025		\$450.00
Exc Award (06/30/2020)																
3955	GROSSE TETE ROSEDALE	03/12/1970	Active	25	0	3	-10.71%	35	2	0	Y		N	10/2025		\$35.00
3958	JACKSON	05/01/1951	Active	24	0	0	0.00%	24		10	Y	4	R	09/2025		
3960	LAPLACE	05/02/1957	Active	38	2	2	0.00%	37	4	2	Y		N	10/2025		
154638	Livingston Parish	06/08/2023	Active	36	2	0	5.88%	30		1	Y		N	10/2025		\$45.00
Exc Award (06/30/2024, 06/30/2025)																
3962	LUTCHER GRAMERCY	03/12/1940	Active	57	1	4	-5.00%	62	22	2	Y		N	05/2020		
Exc Award (06/30/2016, 06/30/2018)																
3963	MANDEVILLE	09/26/1946	Active	58	0	2	-3.33%	55	8	0	Y	3	R	06/2023		\$20.00
Exc Award (06/30/2018)																
3966	NEW ROADS	04/23/1941	Active	68	2	1	1.49%	69	29	0	Y	2	N	04/2018	90+ Days	
3967	PEARL RIVER	04/01/1953	Active	28	0	0	0.00%	28		15	Y	2	N	06/2025		
Exc Award (06/30/2018)																
3968	PLAQUEMINE	02/25/1942	Active	24	0	0	0.00%	22		6	Y		R	06/2019		
40228	POINTE COUPEE FAL RIV	07/31/1981	Active	7	0	0	0.00%	7		41	Y	6	R	07/2017		



Club Health Assessment for District 8 N through October 2025

INTERNATIONAL

Club Number	Club Name	Charter Date	Status	Membership					Reports				Finance	LCIF		
			Times in Status Quo in Past 2 Years	Current Member Count **	YTD Members Added	YTD Members Dropped	YTD Net Growth% ***	Member Count 1 Year Ago	Dropped Members Avg.Length of Service	Months Since Membership Update	Current Officers Reported ****	Current President Repeated Term	VP Reported *****	Last Date Reported Service (mm/yyyy)	Account Balance	YTD Donations
44285	PONCHATOULA	10/30/1984	Active	27	1	0	3.85%	28		3	Y		N	01/2017		\$10,000.00
3970	PORT ALLEN	01/05/1940	Active	5	0	0	0.00%	5		5	Y	7	R	10/2025		
3972	SLIDELL	10/23/1928	Active	59	5	2	5.36%	52	0	0	Y		N	10/2025		\$950.00
45657	SLIDELL EVENING	01/21/1986	Active	22	1	0	4.76%	22		0	Y	19	R			
3974	SORRENTO	06/16/1953	Active	24	0	1	-4.00%	16	0	1	Y	11	R	04/2025		
3975	WHITE CASTLE	04/15/1943	Active	14	0	0	0.00%	15		7	Y	11	R	08/2018		
3976	ZACHARY	02/17/1955	Active	7	0	0	0.00%	7		18	Y	16	R	07/2025		
Exc Award (06/30/2018)																

Clubs Cancelled Previous Fiscal Year – Clubs Cancelled within last 12 months may be reinstated

Club Number	Club Name	Charter Date	Current Status*	Cancellation Date
3965	MORGANZA	01/09/1963	Cancelled(6*)	03/29/2025
55495	PEARL RIVER SIXTH WARD	04/08/1994	Cancelled(6*)	08/29/2024

Current Total Clubs Count	YTD New Clubs Count	YTD Cancelled Clubs Count	YTD Net Club Gain	Current Total Members Count	YTD Add	YTD Drop	YTD Net Growth	YTD Net Growth %	Member Count 12 Months Ago	Average Member Count Per Club	% of Clubs with less than 20 members	% No Officer Report in 12 Months	% of Clubs with balance 90+ days	Number of Clubs in Status Quo	% Status Quo Clubs in Financial Suspension	Number of Cancelled Clubs	Average Cancelled Club Age	Members Lost Due to Cancellation	% of Clubs Cancelled for Non-Financial Reasons
29	0	0	0	770	19	33	-14	-1.79%	791	27	38%	0%	7%	0	0%	0	0	0	0%

* - P - Priority Club. Cancellation Reasons: 1-Objectives/conduct, 2-Non-active club, 5-Non-existing club, 6-Disbanding, 7-Merger, 8-Financial Suspension, 9-District/Multiple District Dues.

** Red denotes below 15 active members.

*** Red denotes 20% + loss.

**** Y - all 3 (President, Secretary, Treasurer) club officers reported, N - not all 3 reported.

***** Abbreviation: N-New, IP-Immediate Past, R-Repeat.



Club Health Assessment for District 8 S through October 2025

			Status	Membership						Reports				Finance		LCIF
Club Number	Club Name	Charter Date	Times in Status Quo in Past 2 Years	Current Member Count **	YTD Members Added	YTD Members Dropped	YTD Net Growth% ***	Member Count 1 Year Ago	Dropped Members Avg.Length of Service	Months Since Membership Update	Current Officers Reported ****	Current President Repeated Term	VP Reported *****	Last Date Reported Service (mm/yyyy)	Account Balance	YTD Donations
Clubs less than two years old																
186665	Donaldsonville	07/10/2025	Active	39	40	1	100.00%	0	0	1	Y		N	10/2025	90+ Days	
Clubs more than two years old																
3981	BELLE CHASSE	11/22/1957	Active	10	0	0	0.00%	10		1	Y	5	N	09/2025		
3982	BOURG	02/01/1960	Active	19	0	0	0.00%	20		9	N	None		06/2020		
143381	Bourg Lioness	11/12/2020	Active	13	0	0	0.00%	13		9	N	None		04/2025	90+ Days	
45352	CHAUVIN	09/09/1985	Active	8	0	0	0.00%	8		9	N	None		07/2025		
50338	CHAUVIN T-CAILLOU	03/19/1990	Active	18	1	0	5.88%	22		0	Y		R	07/2025		\$10,080.00
3985	EVERGREEN L C	03/20/1968	Active	19	0	0	0.00%	18		7	Y	6	R	08/2025		
3987	GOLDEN MEADOW	04/02/1959	Active	14	0	0	0.00%	14		25	N	8		02/2021		
3988	HAHNVILLE	04/25/1957	Active(2)	6	6	13	-53.85%	13	32	2	Y	4		10/2023		
3989	HARAHAN	03/23/1953	Active	30	1	0	3.45%	32		1	Y	8	R	06/2025		
3990	HOUMA	01/31/1940	Active	39	6	1	14.71%	51	1	0	Y		R	09/2025		\$3,000.00
3992	KENNER	01/18/1950	Active	25	0	1	-3.85%	26	19	1	Y	15	R	01/2020		
36042	KENNER CENTRAL	09/13/1978	Active	18	0	0	0.00%	21		1	Y	2	R	08/2025		\$10.00
3993	KENNER UNIVERSITY PARK, INC.	06/21/1966	Active	20	0	1	-4.76%	21	11	2	Y		N	10/2025		\$15.00
Exc Award (06/30/2018, 06/30/2023)																
3994	LABADIEVILLE	02/12/1959	Active	24	0	0	0.00%	24		12	N	None		10/2019		\$100.00
3995	LOCKPORT	10/28/1947	Active(1)	11	11	0	100.00%	11		3	Y	8		07/2018		
61668	LULING BOUTTE	03/22/1999	Active(1)	15	1	1	0.00%	13	5	1	Y	7	R	05/2025	90+ Days	
Exc Award (06/30/2023)																
3997	MARRERO	12/26/1955	Active	82	8	4	5.13%	76	4	0	Y		N	10/2025		\$4,000.00
Exc Award (06/30/2022)																
3998	METAIRIE	11/18/1940	Active(2)	30	0	1	-3.23%	31	43	3	Y	14	R	10/2016		
3999	METAIRIE AIRLINE	11/09/1948	Active	42	8	0	23.53%	35		1	Y	2		10/2025		
Exc Award (06/30/2023, 06/30/2024)																
4000	METAIRIE DELTA	05/13/1958	Active	30	2	0	7.14%	30		0	Y		N	10/2025		\$2,000.00
Exc Award (06/30/2023, 06/30/2024)																



Club Health Assessment for District 8 S through October 2025

			Status	Membership						Reports				Finance	LCIF	
Club Number	Club Name	Charter Date	Times in Status Quo in Past 2 Years	Current Member Count **	YTD Members Added	YTD Members Dropped	YTD Net Growth***	Member Count 1 Year Ago	Dropped Members Avg.Length of Service	Months Since Membership Update	Current Officers Reported ****	Current President Repeated Term	VP Reported *****	Last Date Reported Service (mm/yyyy)	Account Balance	YTD Donations
4002	METAIRIE LAKESIDE	08/24/1967	Active	18	0	0	0.00%	18		25	N	None		07/2019	90+ Days	\$500.00
37416	METAIRIE PONTCHARTRAIN	07/24/1979	Active	27	3	4	-3.57%	30	4	1	Y	4	R	10/2025		
Exc Award (06/30/2023, 06/30/2025)																
4003	MONTEGUT	01/04/1956	Active(1)	45	4	5	-2.17%	51	14	0	Y	5	N	09/2025		
4004	MORGAN CITY	09/28/1967	Active	8	0	0	0.00%	8		19	Y	6	R	02/2019		
4005	NEW ORLEANS ALGIERS	05/09/1957	Active	28	3	1	7.69%	22	4	0	Y	3	N	09/2025		
Exc Award (06/30/2022, 06/30/2023, 06/30/2024, 06/30/2025)																
122807	New Orleans Asian American	07/25/2014	Active	64	0	0	0.00%	67		4	Y		N	10/2025		
4006	NEW ORLEANS CENTRAL CITY	02/15/1972	Active	30	0	0	0.00%	29		2	Y	2	N	09/2025		\$50.00
Exc Award (06/30/2021, 06/30/2024)																
47114	NEW ORLEANS FILIPINO AMERICAN	03/31/1987	Active	109	1	1	0.00%	126	5	0	Y		R	10/2025		\$120.00
Exc Award (06/30/2023, 06/30/2024)																
4012	RACELAND	04/22/1941	Active	55	0	1	-1.79%	53	4	2	Y	18	R	06/2025		
66786	SCHRIEVER	11/13/2002	Active	24	0	0	0.00%	20		2	N	None		06/2025		
101914	ST. BERNARD PARISH SCHOOL EMPLOYEES	06/17/2008	Active	27	0	0	0.00%	27		25	N	None		05/2016	90+ Days	
4015	TERRYTOWN	03/27/1962	Active	23	0	1	-4.17%	24	6	2	N	None		05/2021		
4016	THIBODAUX	02/12/1940	Active	57	0	0	0.00%	54		4	Y		N	08/2024		
150152	Westwego	03/11/2022	Active	26	1	5	-13.33%	27	2	0	Y	2	R	10/2025		\$1,000.00

Clubs Cancelled Previous Fiscal Year – Clubs Cancelled within last 12 months may be reinstated

Club Number	Club Name	Charter Date	Current Status*	Cancellation Date
157711	Thibodaux Bridge Community	05/03/2024	Cancelled(6*)	05/29/2025

Current Total Clubs Count	YTD New Clubs Count	YTD Cancelled Clubs Count	YTD Net Club Gain	Current Total Members Count	YTD Add	YTD Drop	YTD Net Growth	YTD Net Growth %	Member Count 12 Months Ago	Average Member Count Per Club	% of Clubs with less than 20 members	% No Officer Report in 12 Months	% of Clubs with balance 90+ days	Number of Clubs in Status Quo	% Status Quo Clubs in Financial Suspension	Number of Cancelled Clubs	Average Cancelled Club Age	Members Lost Due to Cancellation	% of Clubs Cancelled for Non-Financial Reasons
35	1	0	1	1,053	96	41	55	5.51%	1,045	30	37%	20%	14%	0	0%	0	0	0	0%



Club Health Assessment for District 8 S through October 2025

			Status		Membership				Reports				Finance	LCIF		
Club Number	Club Name	Charter Date	Times in Status Quo in Past 2 Years	Current Member Count **	YTD Members Added	YTD Members Dropped	YTD Net Growth% ***	Member Count 1 Year Ago	Dropped Members Avg.Length of Service	Months Since Membership Update	Current Officers Reported ****	Current President Repeated Term	VP Reported *****	Last Date Reported Service (mm/yyyy)	Account Balance	YTD Donations

* - P - Priority Club. Cancellation Reasons: 1-Objectives/conduct, 2-Non-active club, 5-Non-existing club, 6-Disbanding, 7-Merger, 8-Financial Suspension, 9-District/Multiple District Dues.

** Red denotes below 15 active members.

*** Red denotes 20% + loss.

**** Y - all 3 (President, Secretary, Treasurer) club officers reported, N - not all 3 reported.

***** Abbreviation: N-New, IP-Immediate Past, R-Repeat.



Club Health Assessment for District 26 M1 through October 2025

			Status	Membership					Reports				Finance		LCIF	
Club Number	Club Name	Charter Date	Times in Status Quo in Past 2 Years	Current Member Count **	YTD Members Added	YTD Members Dropped	YTD Net Growth***	Member Count 1 Year Ago	Dropped Members Avg.Length of Service	Months Since Membership Update	Current Officers Reported ****	Current President Repeated Term	VP Reported *****	Last Date Reported Service (mm/yyyy)	Account Balance	YTD Donations
Clubs more than two years old																
10036	ARCADIA VALLEY	10/17/1952	Active(1)	14	0	0	0.00%	14		4	Y			08/2010		
10037	BERNIE	05/29/1956	Cancelled(8*)	0	0	0	0.00%	6		4	N	None		02/2012	90+ Days	
10043	BUNKER	12/07/1966	Active	11	0	0	0.00%	11		15	Y				90+ Days	
10044	CAPE GIRARDEAU	03/16/1922	Active	144	5	1	2.86%	139	1	0	Y		N	03/2017		\$100.00
52918	CAPE GIRARDEAU EVENING	04/13/1992	Active	17	2	1	6.25%	16	50	1	Y		N	04/2024		
10045	CARUTHERSVILLE	01/19/1955	Active	20	9	7	11.11%	18	7	1	N	2	R	02/2022		
10046	CHARLESTON	03/05/1942	Active	16	0	0	0.00%	16		15	Y	3	R	05/2019		
10049	DEXTER	05/10/1961	Active(3)	19	0	0	0.00%	19		10	Y	2		09/2023		
Exc Award (06/30/2021)																
10275	DIXON	11/09/1944	Active	12	0	0	0.00%	10		6	Y		N	07/2025		
10035	EAST PERRY COUNTY	03/11/1958	Active	32	0	0	0.00%	38		4	Y	2	R	08/2025		
154218	East Prairie	04/27/2023	Active(1)	21	21	0	100.00%	31		1	Y	4		06/2023		
10055	ESSEX GRAY RIDGE L C	11/26/1965	Active	16	0	0	0.00%	16		4	Y	14				
10056	FARMINGTON	03/20/1962	Active	24	1	6	-17.24%	29	23	0	Y		N	10/2025		\$40.00
10281	FORT LEONARD WOOD	01/20/1966	Active	32	6	0	23.08%	29		0	Y	6		04/2024		
Exc Award (06/30/2024)																
10058	FREDERICKTOWN	08/25/1941	Active	12	0	0	0.00%	12		28	N	11		11/2019		
10287	HOUSTON	05/28/1940	Active	17	0	0	0.00%	17		15	Y	4		12/2019	90+ Days	
10064	KENNETT	08/01/1922	Active	22	0	0	0.00%	24		4	Y	2	R			
10067	MALDEN	04/21/1925	Active	26	0	0	0.00%	25		9	Y	2	N	07/2021		
10057	PARK HILLS	03/22/1928	Active	28	0	0	0.00%	34		4	Y	20		06/2025		
Exc Award (06/30/2018, 06/30/2020)																
10076	PATTON	10/26/1971	Active	20	0	0	0.00%	25		4	Y		N	01/2023		
Exc Award (06/30/2016, 06/30/2018)																
10077	PERRYVILLE	03/21/1930	Active	16	0	1	-5.88%	17	3	2	Y	6		01/2025		
54295	PLATO ROBY E SHA SUC NW T C LC	03/31/1993	Active	31	9	0	40.91%	29		1	Y			10/2022		
10079	POPLAR BLUFF	03/16/1936	Active	46	0	0	0.00%	41		3	Y		N	11/2023	90+ Days	



Club Health Assessment for District 26 M1 through October 2025

INTERNATIONAL

			Status	Membership						Reports					Finance	LCIF
Club Number	Club Name	Charter Date	Times in Status Quo in Past 2 Years	Current Member Count **	YTD Members Added	YTD Members Dropped	YTD Net Growth% ***	Member Count 1 Year Ago	Dropped Members Avg.Length of Service	Months Since Membership Update	Current Officers Reported ****	Current President Repeated Term	VP Reported *****	Last Date Reported Service (mm/yyyy)	Account Balance	YTD Donations
10082	QULIN	04/30/1968	Active	14	0	0	0.00%	14		15	Y	18		07/2011	90+ Days	\$2,000.00
10083	ROLLA	04/05/1935	Active	121	1	0	0.83%	124		0	Y		N	09/2025		
10084	SAINTE GENEVIEVE	05/21/1931	Active	23	0	2	-8.00%	28	36	0	Y			08/2019		
10086	SENATH	01/19/1940	Active(1)	9	0	1	-10.00%	12	17	3	Y					
10087	SIKESTON	06/26/1922	Active	48	0	0	0.00%	48		15	Y	2		06/2020		
10091	VIBURNUM	01/26/1970	Active	5	0	0	0.00%	5		12	Y	17		12/2018		
10092	WARDELL	03/22/1971	Active	21	0	2	-8.70%	23	11	0	Y	2		05/2021		
10316	WEST PLAINS	08/08/1946	Active	16	0	0	0.00%	17		1	Y	3	R	08/2025		
10093	WILLIAMSVILLE	11/22/1949	Active	20	0	0	0.00%	20		12	Y	4		12/2018		
10318	WILLOW SPRINGS	03/08/1966	Active	14	1	0	7.69%	17		0	Y	3	N	07/2025		
10319	WINONA	03/09/1959	Active(2)	22	22	0	100.00%	20		0	Y	17		09/2012		

Clubs Cancelled Previous Fiscal Year – Clubs Cancelled within last 12 months may be reinstated

Club Number	Club Name	Charter Date	Current Status*	Cancellation Date
43473	BUCKHORN-LAQUEY	02/13/1984	Cancelled(6*)	07/29/2024

Current Total Clubs Count	YTD New Clubs Count	YTD Cancelled Clubs Count	YTD Net Club Gain	Current Total Members Count	YTD Add	YTD Drop	YTD Net Growth	YTD Net Growth %	Member Count 12 Months Ago	Average Member Count Per Club	% of Clubs with less than 20 members	% No Officer Report in 12 Months	% of Clubs with balance 90+ days	Number of Clubs in Status Quo	% Status Quo Clubs in Financial Suspension	Number of Cancelled Clubs	Average Cancelled Club Age	Members Lost Due to Cancellation	% of Clubs Cancelled for Non-Financial Reasons
33	0	1	-1	909	77	21	56	6.57%	944	28	45%	0%	12%	0	0%	1	110	0	0%

* - P - Priority Club. Cancellation Reasons: 1-Objectives/conduct, 2-Non-active club, 5-Non-existing club, 6-Disbanding, 7-Merger, 8-Financial Suspension, 9-District/Multiple District Dues.

** Red denotes below 15 active members.

*** Red denotes 20% + loss.

**** Y - all 3 (President, Secretary, Treasurer) club officers reported, N - not all 3 reported.

***** Abbreviation: N-New, IP-Immediate Past, R-Repeat.




Club Health Assessment for District 26 M2 through October 2025

			Status	Membership					Reports				Finance		LCIF	
Club Number	Club Name	Charter Date	Times in Status Quo in Past 2 Years	Current Member Count **	YTD Members Added	YTD Members Dropped	YTD Net Growth% ***	Member Count 1 Year Ago	Dropped Members Avg.Length of Service	Months Since Membership Update	Current Officers Reported ****	Current President Repeated Term	VP Reported *****	Last Date Reported Service (mm/yyyy)	Account Balance	YTD Donations
Clubs more than two years old																
9918	BEAUFORT	10/16/1970	Active	34	2	0	6.25%	34		0	Y		N	09/2025		\$200.00
	Exc Award (06/30/2022)															
9853	BONHOMME	06/03/1953	Active	17	0	0	0.00%	17		19	Y		IP	12/2024		
	Exc Award (06/30/2023)															
9854	BRENTWOOD	04/14/1954	Active	9	0	0	0.00%	8		13	Y	9	R	07/2025		\$200.00
9857	CHESTERFIELD	12/11/1953	Active	23	1	2	-4.17%	23	27	1	Y	2	R	10/2025		
	Exc Award (06/30/2023)															
9859	CONCORD VILLAGE	04/28/1950	Active	70	1	2	-1.41%	73	29	0	Y		N	04/2016		
	Exc Award (06/30/2016, 06/30/2023)															
9861	CREVE COEUR	11/10/1949	Active	12	0	1	-7.69%	15	52	0	Y	8	N	12/2021		
10048	CUBA	04/27/1953	Active	17	0	2	-10.53%	21	21	0	Y		N	07/2020		\$100.00
	Exc Award (06/30/2017, 06/30/2018)															
9864	DE SOTO	04/14/1959	Active	15	1	1	0.00%	17	11	2	Y	3		03/2024		
	Exc Award (06/30/2016, 06/30/2017, 06/30/2018, 06/30/2021, 06/30/2022, 06/30/2024)															
9913	EUREKA	11/03/1950	Active	61	2	1	1.67%	59	68	2	Y		N	02/2024		\$1,000.00
	Exc Award (06/30/2017)															
9866	FENTON	05/08/1950	Active	11	1	1	0.00%	12	0	1	Y		N	12/2024		
9867	FERGUSON	10/22/1930	Active	16	0	0	0.00%	17		8	Y	2	R	06/2025		
	Exc Award (06/30/2023, 06/30/2024)															
9932	GERALD	09/29/1953	Active	30	4	2	7.14%	30	47	0	Y	2	N	07/2013		
9934	GRAY SUMMIT	08/19/1970	Active	19	0	1	-5.00%	20	53	0	Y	8		09/2025	90+ Days	
	Exc Award (06/30/2017)															
54238	HILLSBORO	03/17/1993	Active	42	2	0	5.00%	40		3	Y		N	06/2025	90+ Days	
	Exc Award (06/30/2017, 06/30/2021, 06/30/2022, 06/30/2023, 06/30/2024)															
9873	HOUSE SPRINGS	02/15/1951	Active	33	1	3	-5.71%	36	32	0	Y	2	R	09/2025		\$200.00
	Exc Award (06/30/2023)															
9876	KIRKWOOD	06/02/1926	Active	25	2	3	-3.85%	25	16	2	Y		N	10/2025		
	Exc Award (06/30/2017)															



Club Health Assessment for District 26 M2 through October 2025

			Status	Membership						Reports				Finance	LCIF	
Club Number	Club Name	Charter Date	Times in Status Quo in Past 2 Years	Current Member Count **	YTD Members Added	YTD Members Dropped	YTD Net Growth% ***	Member Count 1 Year Ago	Dropped Members Avg.Length of Service	Months Since Membership Update	Current Officers Reported ****	Current President Repeated Term	VP Reported *****	Last Date Reported Service (mm/yyyy)	Account Balance	YTD Donations
9874	LEMAY JEFFERSON BARRACKS Exc Award (06/30/2016)	10/15/1931	Active	17	0	0	0.00%	17		3	Y	2	R	10/2025	90+ Days	
9878	MAPLEWOOD Exc Award (06/30/2022)	12/19/1940	Active	27	0	1	-3.57%	33	51	0	Y	2	N	10/2025		\$50.00
9880	MEHLVILLE Exc Award (06/30/2016, 06/30/2017, 06/30/2018, 06/30/2021)	05/20/1969	Active	21	1	3	-8.70%	21	18	0	Y	9	N	10/2025		\$100.00
43726	MERAMEC HEIGHTS Exc Award (06/30/2017)	04/19/1984	Active	9	1	1	0.00%	8	0	2	Y		N	10/2025		
9955	NEW HAVEN Exc Award (06/30/2016, 06/30/2022, 06/30/2023)	04/12/1954	Active	41	0	1	-2.38%	41	1	0	Y	7	R	01/2024		
9883	OVERLAND	03/27/1925	Active	21	0	0	0.00%	25		3	Y	11	R	04/2013		
9885	PACIFIC Exc Award (06/30/2017, 06/30/2021)	04/28/1931	Active	15	1	3	-11.76%	18	8	2	Y	3	R	08/2024		
37511	PEVELY Exc Award (06/30/2020)	09/13/1979	Active	9	0	0	0.00%	10		6	N			05/2021		
10081	POTOSI	06/11/1930	Active	21	0	0	0.00%	20		10	Y	3	N	08/2025		
30260	RICHWOODS Exc Award (06/30/2016)	02/21/1975	Active	19	1	5	-17.39%	23	11	1	Y			10/2023		
34172	ROCK COMMUNITY Exc Award (06/30/2018, 06/30/2019, 06/30/2023)	06/30/1977	Active	16	0	0	0.00%	15		11	Y	2	R	02/2023		
9959	ST CLAIR	09/13/1949	Active	41	0	1	-2.38%	32	3	1	N		N	12/2018		
9894	ST LOUIS DOWNTOWN Exc Award (06/30/2021)	06/28/1921	Active	7	0	0	0.00%	7		10	N	None		07/2020		
9897	ST LOUIS MID TOWN	08/14/1941	Active	20	0	0	0.00%	20		18	N	None		10/2011		
9903	ST LOUIS S SIDE Exc Award (06/30/2016, 06/30/2017, 06/30/2024)	07/10/1924	Active	56	1	0	1.82%	56		2	Y		N	03/2025		
9965	UNION Exc Award (06/30/2016, 06/30/2017, 06/30/2022, 06/30/2023)	07/19/1941	Active	31	1	0	3.33%	29		2	Y		N	10/2024	\$575.00	
10089	VALLEY	03/01/1960	Active	13	0	7	-35.00%	20	6	0	Y	6	R	10/2023		



Club Health Assessment for District 26 M2 through October 2025

* - P - Priority Club. Cancellation Reasons: 1-Objectives/conduct, 2-Non-active club, 5-Non-existing club, 6-Disbanding, 7-Merger, 8-Financial Suspension, 9-District/Multiple District Dues.

** Red denotes below 15 active members.

*** Red denotes 20% + loss.

**** Y - all 3 (President, Secretary, Treasurer) club officers reported, N - not all 3 reported.

***** Abbreviation: N-New, IP-Immediate Past, R-Repeat.




Club Health Assessment for District 26 M3 through October 2025

			Status	Membership					Reports					Finance		LCIF
Club Number	Club Name	Charter Date	Times in Status Quo in Past 2 Years	Current Member Count **	YTD Members Added	YTD Members Dropped	YTD Net Growth% ***	Member Count 1 Year Ago	Dropped Members Avg.Length of Service	Months Since Membership Update	Current Officers Reported ****	Current President Repeated Term	VP Reported *****	Last Date Reported Service (mm/yyyy)	Account Balance	YTD Donations
Clubs more than two years old																
9975	BLACKWATER	10/14/1968	Active(1)	8	0	0	0.00%	8		13	Y	25		03/2023		
9976	BOONVILLE	01/20/1939	Active	22	1	0	4.76%	21		3	N		N	07/2025	90+ Days	\$100.00
	Exc Award (06/30/2022)															
9977	BOWLING GREEN	10/11/1951	Active	29	0	0	0.00%	28		7	Y		N	10/2025		
	Exc Award (06/30/2024)															
9983	BUNCETON	03/27/1967	Active	12	0	0	0.00%	12		17	N	None		02/2019		
9984	CAIRO JACKSONVILLE	10/26/1970	Active(1)	8	0	0	0.00%	8		11	Y	2	N	01/2013		
51301	COLUMBIA 20/20	02/05/1991	Active	19	0	0	0.00%	21		5	Y		N	10/2025		
	Exc Award (06/30/2023, 06/30/2024)															
9992	COLUMBIA HOST	03/22/1922	Active	13	0	0	0.00%	14		7	Y	2		06/2025		\$100.00
41885	COLUMBIA ROCKBRIDGE	10/21/1982	Active	23	0	1	-4.17%	25	49	3	Y		N	09/2025		
	Exc Award (06/30/2018, 06/30/2023)															
9995	FAYETTE	11/22/1954	Active	5	0	0	0.00%	5		15	N	None		04/2023		
9996	GLASGOW	04/23/1962	Active	51	1	0	2.00%	50		0	Y		R	08/2021		
	Exc Award (06/30/2022)															
10000	HANNIBAL	08/25/1920	Active(1)	57	1	2	-1.72%	54	15	3	Y		N	08/2025		
10001	HARRISBURG	10/15/1973	Active	22	0	0	0.00%	22		15	N	None		09/2023		
30258	HARTSBURG	02/24/1975	Active	21	0	0	0.00%	21		0	Y	9	R	03/2018		
9870	HARVESTER	11/23/1970	Active	28	0	0	0.00%	29		4	Y		R	06/2025		\$200.00
	Exc Award (06/30/2018, 06/30/2022)															
56226	HIGBEE	11/09/1994	Active	13	0	0	0.00%	13		44	N	None				
10003	HUNTSVILLE	04/04/1956	Active	25	0	2	-7.41%	29	17	2	Y			06/2025		
9943	JONESBURG	12/15/1949	Active	52	2	0	4.00%	50		3	N	None		10/2015	90+ Days	
43471	KAHOKA	02/21/1984	Active	6	0	0	0.00%	6		5	N	None				
117696	KIRKSVILLE	09/04/2012	Active	5	0	0	0.00%	5		29	N	None		03/2019	90+ Days	
10007	LA GRANGE	02/25/1971	Active	34	0	1	-2.86%	27	12	0	Y	3		03/2024		
	Exc Award (06/30/2022)															
87846	LAKE ST LOUIS	04/21/2005	Active	17	0	0	0.00%	21		4	N	None		02/2023		
10009	LOUISIANA	09/02/1959	Active	19	3	2	5.56%	18	5	1	Y	2	N	10/2025		



Club Health Assessment for District 26 M3 through October 2025

			Status	Membership						Reports				Finance		LCIF
Club Number	Club Name	Charter Date	Times in Status Quo in Past 2 Years	Current Member Count **	YTD Members Added	YTD Members Dropped	YTD Net Growth***	Member Count 1 Year Ago	Dropped Members Avg.Length of Service	Months Since Membership Update	Current Officers Reported ****	Current President Repeated Term	VP Reported *****	Last Date Reported Service (mm/yyyy)	Account Balance	YTD Donations
Exc Award (06/30/2025)																
10011	MACON	02/11/1937	Active	17	0	2	-10.53%	21	13	3	Y	6			90+ Days	
10012	MADISON	11/01/1958	Active	16	0	1	-5.88%	16	1	2	Y	3	R	05/2020		
53144	MEXICO NOON	05/22/1992	Active	22	0	0	0.00%	23		4	Y		N	02/2024		
9949	MIDDLETOWN	10/07/1971	Active	18	3	0	20.00%	17		5	N	None			90+ Days	
10019	MOBERLY	02/27/1948	Active	14	1	0	7.69%	13		2	Y	12	R			
10020	MONROE CITY	03/27/1931	Active	17	0	0	0.00%	17		42	Y		R		90+ Days	
9951	MONTGOMERY CITY	10/21/1969	Active	15	0	0	0.00%	17		4	Y		N	06/2025		
Exc Award (06/30/2022)																
47248	MOSCOW MILLS	04/29/1987	Active	36	0	0	0.00%	39		3	Y	2	R	11/2024		\$150.00
Exc Award (06/30/2018)																
9954	NEW FLORENCE	10/19/1950	Active	10	1	0	11.11%	9		1	Y	19	N			
10021	NEW FRANKLIN	03/04/1955	Active	6	0	0	0.00%	6		11	N	None		09/2018	90+ Days	
10022	NEW LONDON	11/16/1964	Active	17	0	0	0.00%	17		18	N	None				
9881	O FALLON	10/20/1955	Active	20	0	0	0.00%	21		5	N			12/2018		
37037	PARIS	05/03/1979	Active	10	0	0	0.00%	13		7	N	None				
41323	PERRY	05/10/1982	Active(1)	14	0	0	0.00%	14		5	N	None		04/2016		
10026	PILOT GROVE	12/02/1946	Active	17	0	0	0.00%	19		6	N	None		06/2021	90+ Days	
10028	PRAIRIE HOME	09/23/1970	Active	17	0	2	-10.53%	20	4	1	Y			03/2022	90+ Days	
Exc Award (06/30/2022)																
39269	SHELBINA	01/09/1981	Active(1)	4	0	0	0.00%	4		29	N	None		03/2011	90+ Days	
9889	ST CHARLES	06/29/1954	Active	30	1	3	-6.25%	30	18	1	Y	3	R	07/2025		
Exc Award (06/30/2022, 06/30/2023)																
64412	ST CHARLES FIRST CAPITOL	06/18/2001	Active	93	0	0	0.00%	95		4	Y		N	10/2025	90+ Days	
Exc Award (06/30/2017, 06/30/2023, 06/30/2024)																
9905	ST PETERS	03/13/1968	Active	34	5	0	17.24%	29		2	Y		IP	12/2024	90+ Days	\$200.00
Exc Award (06/30/2023)																
48713	TROY	06/20/1988	Active	3	0	5	-62.50%	9	3	1	N			11/2024		
9969	WARRENTON	11/13/1962	Active	14	0	1	-6.67%	15	40	3	Y		R	12/2014		\$100.00
Exc Award (06/30/2018)																



Club Health Assessment for District 26 M3 through October 2025

INTERNATIONAL

Club Number	Club Name	Charter Date	Status	Membership						Reports				Finance	LCIF	
			Times in Status Quo in Past 2 Years	Current Member Count **	YTD Members Added	YTD Members Dropped	YTD Net Growth% ***	Member Count 1 Year Ago	Dropped Members Avg.Length of Service	Months Since Membership Update	Current Officers Reported ****	Current President Repeated Term	VP Reported *****	Last Date Reported Service (mm/yyyy)	Account Balance	YTD Donations
9912	WENTZVILLE	01/24/1962	Active	18	0	1	-5.26%	20	3	3	Y	3	R	09/2025		
129236	Wentzville Outreach	10/18/2016	Active	8	1	4	-27.27%	9	5	1	Y	9		08/2024		
9973	WRIGHT CITY	07/11/1960	Active	31	0	1	-3.13%	34	2	3	Y	2	R	07/2025		

Clubs Cancelled Previous Fiscal Year – Clubs Cancelled within last 12 months may be reinstated

Club Number	Club Name	Charter Date	Current Status*	Cancellation Date
132550	Ashland Centennial	09/06/2017	Cancelled(6*)	03/29/2025
30001	HIGH HILL	12/09/1974	Cancelled(6*)	12/30/2024
150537	OFallon Titans	04/18/2022	Cancelled(8*)	06/29/2025

Current Total Clubs Count	YTD New Clubs Count	YTD Cancelled Clubs Count	YTD Net Club Gain	Current Total Members Count	YTD Add	YTD Drop	YTD Net Growth	YTD Net Growth %	Member Count 12 Months Ago	Average Member Count Per Club	% of Clubs with less than 20 members	% No Officer Report in 12 Months	% of Clubs with balance 90+ days	Number of Clubs in Status Quo	% Status Quo Clubs in Financial Suspension	Number of Cancelled Clubs	Average Cancelled Club Age	Members Lost Due to Cancellation	% of Clubs Cancelled for Non-Financial Reasons
47	0	0	0	990	20	28	-8	-0.80%	1,014	21	62%	28%	26%	0	0%	0	0	0	0%

* - P - Priority Club. Cancellation Reasons: 1-Objectives/conduct, 2-Non-active club, 5-Non-existing club, 6-Disbanding, 7-Merger, 8-Financial Suspension, 9-District/Multiple District Dues.

** Red denotes below 15 active members.

*** Red denotes 20% + loss.

**** Y - all 3 (President, Secretary, Treasurer) club officers reported, N - not all 3 reported.

***** Abbreviation: N-New, IP-Immediate Past, R-Repeat.



Club Health Assessment for District 26 M4 through October 2025

			Status	Membership					Reports				Finance		LCIF	
Club Number	Club Name	Charter Date	Times in Status Quo in Past 2 Years	Current Member Count **	YTD Members Added	YTD Members Dropped	YTD Net Growth% ***	Member Count 1 Year Ago	Dropped Members Avg.Length of Service	Months Since Membership Update	Current Officers Reported ****	Current President Repeated Term	VP Reported *****	Last Date Reported Service (mm/yyyy)	Account Balance	YTD Donations
Clubs more than two years old																
110779	ALBANY	04/08/2011	Active	21	0	0	0.00%	17		6	Y	6	N	08/2025		
Exc Award (06/30/2021)																
10156	AMITY	05/01/1953	Active	11	0	0	0.00%	10		8	Y		N	03/2024		
44356	BRAYMER	11/26/1984	Active	24	2	0	9.09%	23		1	Y	14	N	06/2025		
9979	BROOKFIELD	09/09/1940	Active	40	0	0	0.00%	41		2	Y		N	01/2023	90+ Days	
9981	BRUNSWICK	08/28/1940	Active	9	0	0	0.00%	9		14	Y	5		04/2012		
9987	CARROLLTON	05/04/1922	Active	34	1	2	-2.86%	36	2	0	Y		N	09/2024		\$80.00
Exc Award (06/30/2023)																
9990	CHILLICOTHE	05/11/1938	Active	14	0	0	0.00%	17		4	Y		IP	05/2025		
10160	CLARKSDALE	09/23/1965	Active	20	0	3	-13.04%	25	10	0	Y		N	10/2022		\$500.00
10166	FAIRPORT	10/17/1960	Active	22	0	0	0.00%	21		1	Y			04/2023		
10167	FAUCETT	03/11/1971	Active	18	1	0	5.88%	17		0	Y	7		03/2023		\$30.00
10168	FOREST CITY	11/03/1971	Active	11	0	0	0.00%	11		13	N	None				
10169	GALLATIN	02/07/1945	Active	9	0	0	0.00%	9		6	Y	11				
10170	GALT	04/06/1962	Active	14	0	0	0.00%	11		4	Y	6		11/2022		
10172	GENTRY	12/18/1950	Active	9	0	0	0.00%	10		3	Y	3	R	09/2023		
10173	GOWER	05/27/1955	Active	19	0	4	-17.39%	23	14	3	Y			04/2023	90+ Days	
10174	GRAHAM	06/27/1955	Active	15	0	1	-6.25%	20	50	3	Y		N	12/2022		
36701	GRANT CITY	03/21/1979	Active	20	0	0	0.00%	20		3	Y		N	10/2025		
9997	GREEN CASTLE	04/09/1964	Active	32	0	0	0.00%	33		12	Y	3	R	07/2025		
49411	GREEN CITY	04/14/1989	Active	17	3	1	13.33%	16	10	1	Y		N	06/2025		
9999	HALE	10/20/1949	Active	28	0	0	0.00%	28		5	Y		N	07/2023		
10175	HAMILTON	07/01/1960	Active	26	0	0	0.00%	29		2	Y		N	08/2025		
Exc Award (06/30/2017, 06/30/2023, 06/30/2024)																
10176	HELENA	02/18/1965	Active	23	0	0	0.00%	20		6	Y	2	R	01/2023		
10178	JAMESON	09/10/1952	Active	22	0	0	0.00%	22		13	Y	9		11/2022		
10179	JAMESPORT	09/17/1946	Active	15	1	1	0.00%	14	6	0	N	None		05/2023		




Club Health Assessment for District 26 M4 through October 2025

			Status	Membership						Reports				Finance	LCIF	
Club Number	Club Name	Charter Date	Times in Status Quo in Past 2 Years	Current Member Count **	YTD Members Added	YTD Members Dropped	YTD Net Growth% ***	Member Count 1 Year Ago	Dropped Members Avg.Length of Service	Months Since Membership Update	Current Officers Reported ****	Current President Repeated Term	VP Reported *****	Last Date Reported Service (mm/yyyy)	Account Balance	YTD Donations
10242	KEARNEY	06/15/1950	Active	17	0	0	0.00%	21		4	N	None		03/2024	90+ Days	
10004	KEYTESVILLE	06/28/1940	Active	13	1	0	8.33%	11		3	Y		N	11/2023		
10180	KING CITY	10/14/1963	Active(1)	17	1	0	6.25%	13		1	Y			10/2022		
10181	LAREDO	04/01/1960	Active	8	0	0	0.00%	8		13	N	None		05/2023		
10010	LUDLOW	10/28/1952	Active	13	1	1	0.00%	13	4	1	Y	4		10/2025	90+ Days	\$200.00
10013	MARCELINE	05/16/1946	Active(1)	8	1	0	14.29%	8		3	Y		N	05/2025		
10183	MARYVILLE HOST	04/06/1939	Active	83	2	3	-1.19%	81	10	1	Y		N	09/2025		
Exc Award (06/30/2023)																
45494	MARYVILLE PRIDE	11/21/1985	Active	36	4	2	5.88%	35	3	0	Y	2		09/2025		\$260.00
Exc Award (06/30/2016, 06/30/2018, 06/30/2019, 06/30/2022, 06/30/2023, 06/30/2024)																
10014	MEADVILLE	01/30/1967	Active	36	0	0	0.00%	36		14	Y	2		03/2023		
10016	MENDON	01/04/1961	Active	12	0	0	0.00%	10		4	Y		N	12/2018		
10024	NORBORNE	05/19/1955	Active	40	4	3	2.56%	36	9	0	Y		N	04/2023	90+ Days	
67318	PATTONSBURG	02/17/2003	Active	8	0	0	0.00%	8		13	Y	2		10/2022		
10191	PICKERING	11/29/1962	Active	9	0	0	0.00%	12		3	Y	4	R	08/2024		
10192	PLATTE CITY	01/22/1940	Active	11	0	0	0.00%	11		13	N	None		10/2023		
10030	SALISBURY	04/21/1965	Active	16	0	0	0.00%	18		4	Y		N	05/2025	90+ Days	
10203	SAVANNAH	01/24/1949	Active	12	0	0	0.00%	14		4	Y		N	04/2025		
62159	SMITHVILLE	06/22/1999	Active	9	0	0	0.00%	9		7	N	None		09/2022		
10200	ST JOSEPH EAST SIDE	09/29/1965	Active	27	0	0	0.00%	27		4	Y		N	10/2025		
Exc Award (06/30/2017, 06/30/2019, 06/30/2022)																\$500.00
10199	ST JOSEPH HOST	04/27/1938	Active	33	0	1	-2.94%	35	28	3	Y		N	10/2022		
10202	ST JOSEPH SOUTH SIDE	09/02/1942	Active	27	2	0	8.00%	25		1	Y		N	08/2024		
10208	TRENTON	06/28/1938	Active(1)	15	0	0	0.00%	19		6	N	None		10/2022		
47381	UNIONVILLE	05/27/1987	Active	28	1	0	3.70%	25		3	Y		N	08/2025	90+ Days	
10210	WESTBORO	03/22/1948	Active(1)	13	0	0	0.00%	13		9	Y	2	R	03/2023		
10211	WESTON	11/03/1965	Active	8	0	0	0.00%	8		6	N	None		10/2023		



Club Health Assessment for District 26 M4 through October 2025

																
Club Number	Club Name	Charter Date	Status	Membership					Reports				Finance	LCIF		
			Times in Status Quo in Past 2 Years	Current Member Count **	YTD Members Added	YTD Members Dropped	YTD Net Growth% ***	Member Count 1 Year Ago	Dropped Members Avg.Length of Service	Months Since Membership Update	Current Officers Reported ****	Current President Repeated Term	VP Reported *****	Last Date Reported Service (mm/yyyy)	Account Balance	YTD Donations

Clubs Cancelled Previous Fiscal Year – Clubs Cancelled within last 12 months may be reinstated

Club Number	Club Name	Charter Date	Current Status*	Cancellation Date
10207	TARKIO	03/06/1968	Cancelled(6*)	09/29/2024

Current Total Clubs Count	YTD New Clubs Count	YTD Cancelled Clubs Count	YTD Net Club Gain	Current Total Members Count	YTD Add	YTD Drop	YTD Net Growth	YTD Net Growth %	Member Count 12 Months Ago	Average Member Count Per Club	% of Clubs with less than 20 members	% No Officer Report in 12 Months	% of Clubs with balance 90+ days	Number of Clubs in Status Quo	% Status Quo Clubs in Financial Suspension	Number of Cancelled Clubs	Average Cancelled Club Age	Members Lost Due to Cancellation	% of Clubs Cancelled for Non-Financial Reasons
48	0	0	0	972	25	22	3	0.31%	978	20	58%	8%	15%	0	0%	0	0	0	0%

* - P - Priority Club. Cancellation Reasons: 1-Objectives/conduct, 2-Non-active club, 5-Non-existing club, 6-Disbanding, 7-Merger, 8-Financial Suspension, 9-District/Multiple District Dues.

** Red denotes below 15 active members.

*** Red denotes 20% + loss.

**** Y - all 3 (President, Secretary, Treasurer) club officers reported, N - not all 3 reported.

***** Abbreviation: N-New, IP-Immediate Past, R-Repeat.



Club Health Assessment for District 26 M5 through October 2025

			Status	Membership						Reports				Finance	LCIF	
Club Number	Club Name	Charter Date	Times in Status Quo in Past 2 Years	Current Member Count **	YTD Members Added	YTD Members Dropped	YTD Net Growth% ***	Member Count 1 Year Ago	Dropped Members Avg.Length of Service	Months Since Membership Update	Current Officers Reported ****	Current President Repeated Term	VP Reported *****	Last Date Reported Service (mm/yyyy)	Account Balance	YTD Donations
Clubs more than two years old																
10095	ADRIAN	05/16/1950	Active	32	0	9	-21.95%	41	22	0	Y		N	07/2025		
10213	ALMA	04/29/1953	Active	25	0	0	0.00%	27		6	N	2	R	11/2024		
46138	BELTON BEL RAY SUNRISE	05/05/1986	Active	14	0	0	0.00%	14		20	Y			10/2025		
10100	BELTON HOST	10/30/1953	Active	13	0	0	0.00%	17		4	Y	2	R	08/2025		
Exc Award (06/30/2017, 06/30/2019, 06/30/2023)																
10102	BUTLER	03/14/1938	Active	28	0	3	-9.68%	31	18	2	Y	4	R	07/2025		
10218	CONCORDIA	03/28/1938	Active	88	6	0	7.32%	78		0	Y		N	07/2025		
Exc Award (06/30/2025)																
10219	CORDER	09/13/1954	Active	20	0	0	0.00%	21		7	Y		N	10/2025		
10109	CREIGHTON	03/13/1959	Active	11	1	1	0.00%	13	5	0	Y		N	08/2025	90+ Days	
10224	GRANDVIEW	08/01/1950	Active	6	0	4	-40.00%	10	32	1	Y	5	R	08/2025		
10119	HARRISONVILLE	03/25/1938	Active	19	1	0	5.56%	18		0	Y		N	08/2025		\$960.00
Exc Award (06/30/2023)																
10228	HIGGINSVILLE	09/01/1928	Active	34	2	0	6.25%	29		1	Y		N	12/2024		\$1,500.00
36700	HUME	03/07/1979	Active	11	4	0	57.14%	3		2	Y		N	07/2025	90+ Days	
Exc Award (06/30/2025)																
10230	INDEPENDENCE EASTVIEW	08/01/1960	Active	10	0	0	0.00%	10		7	Y	4		08/2025		
10229	INDEPENDENCE HOST	11/14/1939	Active	12	0	1	-7.69%	15	23	2	Y	3		08/2025		
40358	INDEPENDENCE NOLAND ROAD	09/15/1981	Active	13	1	0	8.33%	13		2	Y	6	R	10/2025		
10240	KANSAS CITY RED BRIDGE	06/10/1960	Active	38	4	2	5.56%	31	19	0	Y		N	10/2025		
Exc Award (06/30/2023, 06/30/2024, 06/30/2025)																
77756	KANSAS CITY WORLD OUTREACH	10/30/2003	Active	41	0	0	0.00%	44		5	Y		N	08/2025		\$20.00
Exc Award (06/30/2016, 06/30/2017, 06/30/2023)																
10243	KNOB NOSTER	08/29/1950	Active	23	1	5	-14.81%	27	5	1	Y		N	07/2025		\$325.00
44824	LAKE WINNEBAGO	04/03/1985	Active	34	0	0	0.00%	35		4	Y	2	R	10/2025		\$1,250.00
Exc Award (06/30/2025)																
10245	LEES SUMMIT	11/18/1953	Active	9	0	0	0.00%	10		0	Y	3	N	10/2025	90+ Days	



Club Health Assessment for District 26 M5 through October 2025

			Status	Membership						Reports				Finance		LCIF
Club Number	Club Name	Charter Date	Times in Status Quo in Past 2 Years	Current Member Count **	YTD Members Added	YTD Members Dropped	YTD Net Growth% ***	Member Count 1 Year Ago	Dropped Members Avg.Length of Service	Months Since Membership Update	Current Officers Reported ****	Current President Repeated Term	VP Reported *****	Last Date Reported Service (mm/yyyy)	Account Balance	YTD Donations
10233	LEETON	04/25/1961	Active(1)	23	11	0	91.67%	12		1	Y	2	R	08/2025		
10246	LEXINGTON	09/19/1930	Active	10	0	0	0.00%	10		7	N	10	R	12/2024		
10249	MARSHALL	01/21/1938	Active	18	0	0	0.00%	17		8	Y		N	06/2025		
10250	MAYVIEW	12/12/1955	Active	27	2	0	8.00%	22		3	Y		N	09/2025		
Exc Award (06/30/2023, 06/30/2024, 06/30/2025)																
47086	MIAMI	03/27/1987	Active	19	0	0	0.00%	20		9	Y	2	N	06/2025		
42060	NELSON	12/13/1982	Active	15	0	0	0.00%	15		4	Y	15	R	03/2025		
10132	NEVADA	02/20/1924	Active	34	1	1	0.00%	34	13	1	N	2	R	10/2025		
10253	ORRICK	10/17/1950	Active	36	0	0	0.00%	35		5	Y	2	R	09/2025		\$1,000.00
Exc Award (06/30/2023)																
10134	PECULIAR	01/16/1958	Active	24	5	1	20.00%	28	3	0	Y	4	N	09/2025		
10135	PLEASANT HILL	12/04/1958	Active	7	0	0	0.00%	7		13	N	None		08/2025	90+ Days	
10137	RAYMORE	03/06/1968	Active	12	1	0	9.09%	14		1	Y		IP	10/2025		
10139	ROCKVILLE	10/01/1959	Active(4)	12	0	0	0.00%	12		15	N	None		12/2024	90+ Days	
10256	SEDALIA	01/14/1938	Active	51	2	2	0.00%	52	26	0	Y		N	06/2025		\$340.00
10257	SEDALIA STATE FAIR	02/23/1973	Active	14	0	0	0.00%	11		4	Y		N	06/2025		
Exc Award (06/30/2025)																
10148	URICH	10/12/1950	Active	18	0	9	-33.33%	28	1	1	Y	2	R	02/2025		
10260	WARRENSBURG	08/27/1937	Active	26	0	2	-7.14%	30	4	1	Y		N	10/2025		\$500.00
39866	WAVERLY	05/18/1981	Active	16	0	0	0.00%	17		2	Y	2	R	08/2025		
10261	WELLINGTON	09/21/1950	Active	9	0	0	0.00%	9		3	Y	3		06/2025		

Clubs Cancelled Previous Fiscal Year – Clubs Cancelled within last 12 months may be reinstated

Club Number	Club Name	Charter Date	Current Status*	Cancellation Date
107874	KANSAS CITY BROOKSIDE WALDO	03/25/2010	Cancelled(8*)	12/30/2024



Club Health Assessment for District 26 M5 through October 2025

INTERNATIONAL

						Status		Membership					Reports				Finance		LCIF
						Times in Status Quo in Past 2 Years		Current Member Count **	YTD Members Added	YTD Members Dropped	YTD Net Growth***	Member Count 1 Year Ago	Dropped Members Avg.Length of Service	Months Since Membership Update	Current Officers Reported ****	Current President Repeated Term	VP Reported *****	Last Date Reported Service (mm/yyyy)	Account Balance
Club Number	Club Name		Charter Date																
Current Total Clubs Count	YTD New Clubs Count	YTD Cancelled Clubs Count	YTD Net Club Gain	Current Total Members Count	YTD Add	YTD Drop	YTD Net Growth	YTD Net Growth %	Member Count 12 Months Ago	Average Member Count Per Club	% of Clubs with less than 20 members	% No Officer Report in 12 Months	% of Clubs with balance 90+ days	Number of Clubs in Status Quo	% Status Quo Clubs in Financial Suspension	Number of Cancelled Clubs	Average Cancelled Club Age	Members Lost Due to Cancellation	% of Clubs Cancelled for Non-Financial Reasons
38	0	0	0	852	42	40	2	0.24%	860	22	55%	5%	13%	0	0%	0	0	0	0%

* - P - Priority Club. Cancellation Reasons: 1-Objectives/conduct, 2-Non-active club, 5-Non-existing club, 6-Disbanding, 7-Merger, 8-Financial Suspension, 9-District/Multiple District Dues.

** Red denotes below 15 active members.

*** Red denotes 20% + loss.

**** Y - all 3 (President, Secretary, Treasurer) club officers reported, N - not all 3 reported.

***** Abbreviation: N-New, IP-Immediate Past, R-Repeat.



Club Health Assessment for District 26 M6 through October 2025

			Status	Membership					Reports					Finance	LCIF	
Club Number	Club Name	Charter Date	Times in Status Quo in Past 2 Years	Current Member Count **	YTD Members Added	YTD Members Dropped	YTD Net Growth% ***	Member Count 1 Year Ago	Dropped Members Avg.Length of Service	Months Since Membership Update	Current Officers Reported ****	Current President Repeated Term	VP Reported *****	Last Date Reported Service (mm/yyyy)	Account Balance	YTD Donations
Clubs more than two years old																
37631	ARCOLA	10/30/1979	Active	14	0	0	0.00%	14		8	N	None		02/2025	90+ Days	
10099	AURORA	01/14/1942	Active	13	0	2	-13.33%	17	5	0	Y		N	07/2025		
Exc Award (06/30/2016)																
10262	AVA	11/29/1937	Active	8	0	0	0.00%	7		6	N	None		03/2025		
Exc Award (06/30/2018)																
10265	BLUE EYE	10/16/1972	Active(1)	10	0	0	0.00%	9		7	N	None		12/2024		
10267	BRANSON HOLLISTER	10/26/1954	Active	61	3	3	0.00%	63	2	1	Y		N	10/2025		\$2,090.00
82698	CARL JUNCTION	06/21/2004	Active	28	0	0	0.00%	22		0	Y			10/2025		
Exc Award (06/30/2025)																
110497	CHRISTIAN COUNTY	03/03/2011	Active	13	0	1	-7.14%	19	6	3	Y	2		06/2025		\$1,240.00
Exc Award (06/30/2023)																
10271	CONWAY	12/27/1951	Active	16	0	0	0.00%	15		7	Y	3	R	02/2025		
10110	DIAMOND	03/31/1964	Active	9	0	0	0.00%	14		2	N	None		12/2024	90+ Days	
43728	EAST NEWTON	04/24/1984	Active	6	0	5	-45.45%	11	13	3	N	None		03/2025		
10112	EL DORADO SPRINGS	02/26/1962	Active	37	1	0	2.78%	46		0	Y		N	10/2025	90+ Days	
10276	ELKLAND	04/27/1962	Active	9	2	1	12.50%	12	3	0	Y		R	08/2025		
10278	FAIR GROVE	03/06/1956	Active	21	0	0	0.00%	19		5	Y	5		07/2025		
10114	FREISTATT	03/27/1973	Active	25	0	0	0.00%	25		16	N	None		03/2025		
10282	GAINESVILLE	08/15/1946	Active	32	0	2	-5.88%	34	43	0	Y		N	03/2025		
10283	GROVESPRING	11/10/1961	Active	11	0	0	0.00%	11		14	Y	7	R	02/2025		
10284	HALF WAY	01/28/1963	Active	11	0	0	0.00%	11		4	Y	3	R	03/2025		
10285	HARTVILLE	10/28/1955	Active	28	1	0	3.70%	30		2	Y	2	R	03/2025		
10286	HERMITAGE	08/30/1955	Active	26	0	0	0.00%	25		8	Y		IP	03/2025		
10124	LAMAR	04/05/1963	Active	11	0	0	0.00%	11		28	N	None		06/2025		
10290	LEBANON HOST	10/28/1930	Active	18	0	0	0.00%	22		4	Y		N	10/2025		\$4,040.00
Exc Award (06/30/2023)																
37672	LONG LANE	11/16/1979	Active	10	0	1	-9.09%	13	1	2	Y	3	R	01/2025	90+ Days	
10292	LOUISBURG	10/25/1968	Active	37	4	1	8.82%	38	57	0	Y	2		03/2025		



Club Health Assessment for District 26 M6 through October 2025

INTERNATIONAL

			Status	Membership						Reports				Finance	LCIF	
Club Number	Club Name	Charter Date	Times in Status Quo in Past 2 Years	Current Member Count **	YTD Members Added	YTD Members Dropped	YTD Net Growth% ***	Member Count 1 Year Ago	Dropped Members Avg.Length of Service	Months Since Membership Update	Current Officers Reported ****	Current President Repeated Term	VP Reported *****	Last Date Reported Service (mm/yyyy)	Account Balance	YTD Donations
10127	MARIONVILLE	11/26/1941	Active	15	2	0	15.38%	11		0	N	4	R	11/2024		
10294	MARSHFIELD	09/30/1931	Active	46	0	0	0.00%	47		8	Y		N	07/2025		
10128	MILLER	11/14/1950	Active	29	0	6	-17.14%	33	4	0	Y		N	06/2025		\$40.00
Exc Award (06/30/2023)																
10129	MONETT	04/23/1946	Active	42	3	1	5.00%	43	7	3	Y		N	08/2025		
107382	MOUNTAIN GROVE	02/01/2010	Active	24	0	1	-4.00%	21	1	0	Y		N	03/2025		
10131	NEOSHO	05/20/1940	Active	22	0	3	-12.00%	29	21	0	Y		N	05/2025		
154794	Ozarks Future Hope	06/30/2023	Active	9	0	0	0.00%	7		4	Y	4	R	09/2025		
10140	SARCOXIE	01/24/1946	Active	14	0	0	0.00%	12		4	N	None	R	03/2025		
Exc Award (06/30/2018)																
10303	SEYMOUR	01/23/1940	Active	26	0	0	0.00%	26		3	Y		N	10/2025		
10145	SHELL KNOB	11/13/1972	Active	37	2	0	5.71%	35		2	Y		IP	06/2025		
10305	SPRINGFIELD HOST	09/07/1921	Active	29	1	0	3.57%	26		3	Y		N	10/2025		
10147	STOCKTON	08/17/1942	Active	36	3	1	5.88%	32	4	0	Y	2	R	10/2025		\$1,500.00
10289	TABLE ROCK LAKE	03/16/1964	Active	6	0	2	-25.00%	8	2	0	Y	5	R	02/2025		

Clubs Cancelled Previous Fiscal Year – Clubs Cancelled within last 12 months may be reinstated

Club Number	Club Name	Charter Date	Current Status*	Cancellation Date
10280	FORSYTH	01/24/1951	Cancelled(8*)	12/30/2024

Current Total Clubs Count	YTD New Clubs Count	YTD Cancelled Clubs Count	YTD Net Club Gain	Current Total Members Count	YTD Add	YTD Drop	YTD Net Growth	Member Count 12 Months Ago	Average Member Count Per Club	% of Clubs with less than 20 members	% No Officer Report in 12 Months	% of Clubs with balance 90+ days	Number of Clubs in Status Quo	% Status Quo Clubs in Financial Suspension	Number of Cancelled Clubs	Average Cancelled Club Age	Members Lost Due to Cancellation	% of Clubs Cancelled for Non-Financial Reasons
36	0	0	0	789	22	30	-8	818	22	50%	3%	11%	0	0%	0	0	0	0%

* - P - Priority Club. Cancellation Reasons: 1-Objectives/conduct, 2-Non-active club, 5-Non-existing club, 6-Disbanding, 7-Merger, 8-Financial Suspension, 9-District/Multiple District Dues.

** Red denotes below 15 active members.


*** Red denotes 20% + loss.

**** Y - all 3 (President, Secretary, Treasurer) club officers reported, N - not all 3 reported.

***** Abbreviation: N-New, IP-Immediate Past, R-Repeat.



Club Health Assessment for District 26 M7 through October 2025

			Status	Membership					Reports				Finance	LCIF			
Club Number	Club Name	Charter Date	Times in Status Quo in Past 2 Years	Current Member Count **	YTD Members Added	YTD Members Dropped	YTD Net Growth% ***	Member Count 1 Year Ago	Dropped Members Avg.Length of Service	Months Since Membership Update	Current Officers Reported ****	Current President Repeated Term	VP Reported *****	Last Date Reported Service (mm/yyyy)	Account Balance	YTD Donations	
Clubs more than two years old																	
9916	AUXVASSE	08/07/1950	Active	33	12	0	57.14%	23		0	Y	4	N	08/2024	90+ Days	\$100.00	
9922	BRAZITO HONEY CREEK	09/10/1970	Active	34	2	0	6.25%	32		2	Y	2	R	11/2016			
Exc Award (06/30/2019)																	
9923	BRUMLEY	12/21/1972	Active(1)	9	9	0	100.00%	9		1	Y	23		06/2019			
9924	CALIFORNIA	01/17/1938	Active(1)	26	0	0	0.00%	24		5	Y		N	06/2018			
9925	CAMDENTON	05/23/1962	Active	16	12	0	300.00%	4		0	Y		N	06/2019			
9928	CHAMOI	11/14/1949	Active	30	0	5	-14.29%	31	7	0	Y		N	08/2025			
9929	ELDON	11/17/1928	Active	38	12	10	5.56%	34	4	0	Y		N	09/2025			
51885	FLORENCE	07/02/1991	Active	6	0	0	0.00%	6		16	Y	10	N	09/2017			
9930	FREEBURG	09/17/1965	Active	47	0	0	0.00%	47		8	Y	5	R	12/2017			
9936	HERMANN	08/18/1930	Active	63	3	0	5.00%	56		0	Y		N	05/2025		\$20.00	
Exc Award (06/30/2017, 06/30/2018, 06/30/2019)																	
9937	HOLTS SUMMIT	09/29/1970	Active	21	1	1	0.00%	21	4	3	Y	2	R	10/2025	90+ Days		
9939	IBERIA	11/24/1969	Active(2)	9	0	1	-10.00%	10	36	0	N		R				
9940	JAMESTOWN	03/16/1956	Active	32	0	0	0.00%	18		5	Y	2	N	07/2017			
57029	JEFFERSON CITY CAPITAL	06/15/1995	Active	9	0	0	0.00%	9		5	Y	13	R	12/2024			
9942	JEFFERSON CITY EVENING	11/10/1970	Active	43	2	0	4.88%	43		3	N		N	08/2025			
Exc Award (06/30/2017)																	
9941	JEFFERSON CITY HOST	05/29/1925	Active	112	3	16	-10.40%	127	12	0	Y		N	09/2025			\$440.00
9944	LAKE OZARK	09/07/1950	Active(1)	11	0	0	0.00%	14		10	Y	3		03/2023			
9945	LINN	07/17/1942	Active	50	0	0	0.00%	44		9	Y		N				
28100	LOHMAN	03/06/1974	Active	14	0	0	0.00%	14		10	Y	2	R	10/2025			
Exc Award (06/30/2019)																	
32611	MILLERSBURG	07/23/1976	Active	22	1	2	-4.35%	23	1	3	Y	11	R	04/2024	90+ Days		
9950	MOKANE	05/11/1950	Active(1)	32	18	0	128.57%	14		0	Y			08/2025	90+ Days	\$150.00	
9953	NEW BLOOMFIELD	07/06/1950	Active	20	6	0	42.86%	10		1	Y	8	R	03/2024			
9956	OWENSVILLE	05/08/1947	Active	63	4	0	6.78%	56		1	Y		N	04/2025		\$25.00	
Exc Award (06/30/2017)																	



Club Health Assessment for District 26 M7 through October 2025

INTERNATIONAL

			Status	Membership					Reports				Finance		LCIF	
Club Number	Club Name	Charter Date	Times in Status Quo in Past 2 Years	Current Member Count **	YTD Members Added	YTD Members Dropped	YTD Net Growth% ***	Member Count 1 Year Ago	Dropped Members Avg.Length of Service	Months Since Membership Update	Current Officers Reported ****	Current President Repeated Term	VP Reported *****	Last Date Reported Service (mm/yyyy)	Account Balance	YTD Donations
36802	ROCKY MOUNT	03/30/1979	Active	26	5	0	23.81%	28		2	Y	5		07/2025		
	Exc Award (06/30/2018)															
9958	RUSSELLVILLE	10/27/1949	Active(2)	9	9	0	100.00%	9		1	N	None		05/2019		
9966	VERSAILLES	10/08/1937	Active	35	0	0	0.00%	34		8	Y	4	N			
9967	VIENNA	01/26/1951	Active(1)	25	0	0	0.00%	25		1	Y	5		03/2023		
9968	WARDSVILLE	09/10/1964	Active	193	0	7	-3.50%	197	17	0	Y		N	10/2025		
10313	WARSAW	02/11/1941	Active	34	3	2	3.03%	33	12	0	Y		N	03/2024		\$222.73
	Exc Award (06/30/2019)															
9971	WESTPHALIA	08/13/1958	Active	101	0	0	0.00%	101		15	Y			05/2018		

Clubs Cancelled Previous Fiscal Year – Clubs Cancelled within last 12 months may be reinstated

Club Number	Club Name	Charter Date	Current Status*	Cancellation Date
36698	JEFFERSON CITY BREAKFAST	03/07/1979	Cancelled(6*)	06/29/2025
9960	STOVER	10/11/1939	Cancelled(8*)	06/29/2025

Current Total Clubs Count	YTD New Clubs Count	YTD Cancelled Clubs Count	YTD Net Club Gain	Current Total Members Count	YTD Add	YTD Drop	YTD Net Growth	YTD Net Growth %	Member Count 12 Months Ago	Average Member Count Per Club	% of Clubs with less than 20 members	% No Officer Report in 12 Months	% of Clubs with balance 90+ days	Number of Clubs in Status Quo	% Status Quo Clubs in Financial Suspension	Number of Cancelled Clubs	Average Cancelled Club Age	Members Lost Due to Cancellation	% of Clubs Cancelled for Non-Financial Reasons
30	0	0	0	1,163	102	44	58	5.25%	1,096	39	27%	0%	13%	0	0%	0	0	0	0%

* - P - Priority Club. Cancellation Reasons: 1-Objectives/conduct, 2-Non-active club, 5-Non-existing club, 6-Disbanding, 7-Merger, 8-Financial Suspension, 9-District/Multiple District Dues.

** Red denotes below 15 active members.

*** Red denotes 20% + loss.

**** Y - all 3 (President, Secretary, Treasurer) club officers reported, N - not all 3 reported.

***** Abbreviation: N-New, IP-Immediate Past, R-Repeat.